

1  
2  
3  
4  
5  
6  
7  
8  
9  
10  
11  
12

# Hello, Sitka!



ALASKA CHAMBER

## Working for Alaska Business

Curtis W. Thayer  
President and CEO

# Chamber profile

## Why we exist



### Our history

Formed in 1953 before Alaska was a state for the purpose of promoting commerce in Alaska.

### Our vision

To be the leading voice advancing Alaska Business.

### Our mission


To promote a healthy business environment in Alaska.

### Our membership

700+ member companies with 100,000+ employees  
and 30+ Local Alaska Chambers

# Standing up for business

We protect your interests



Access  
to government  
officials

Influence  
on business critical  
to your success

Protection  
of your business  
interests

# Our leadership



## Board of Directors

Governed by a volunteer board of directors, the Chamber is a private organization funded primarily by membership dues. It is not a government agency and receives no tax dollars.

## Committees

The Chamber maintains the following committees to help achieve the its mission.

- Executive Committee
- Finance Committee
- Legislative Affairs Committee
- Events Committee

# Business advocacy

We work for you



Pro-Business



Alaska Business  
Report Card



Alaska Business  
Political Action  
Committee

# Legislative advocacy

We follow state and federal legislation important to our members



## Standing up for business

- The Chamber speaks with a strong and credible voice for business.
- We stand behind pro-business legislation and advocate for issues that affect you.
- We ensure the **Voice of Alaska Business** is heard in Juneau and Washington D.C.

# Our priorities for 2018

## Issues affecting Alaska's business climate

### State Priorities

- Support reduction of spending to sustainable levels
- Support comprehensive workers' compensation reform

### Federal Priorities

- Support oil and gas exploration and development in Alaska's federal areas including; the Outer Continental Shelf (OCS), National Petroleum Reserve-Alaska (NPRA), Cook Inlet, and the Arctic National Wildlife Refuge (ANWR)
- Support repeal or reform of the Federal Patient Protection and Affordable Care Act



# Workers' Compensation

It's been a long road



- Long-time Alaska Chamber priority
- Last major reform occurred in 2005
- Stakeholder outreach occurred from Alaska Chamber and Senator Giessel
- Recently moved out of the Senate Labor & Commerce Committee
- Currently in the Senate Finance Committee



# Workers' Compensation

## Improving the system



- Alaska Chamber's effort to improve the system: improve efficiencies, improve and reduce medical costs, revise the legal process, and revamp the reemployment benefits system
- Committee process has changed the bill
- Still looking at our options to move the bill in the next few weeks

Air Liquide  
 Airport Equipment Rentals  
 Alaska Aggregate Products  
 Alaska BlueHarvest Seafoods  
 Alaska Chamber  
 Alaska Crane  
 Alaska Drilling and Completions  
 Alaska Earth Sciences, Inc.  
 Alaska Enterprise Solutions, Inc.  
 Alaska Fishing with Mark Glassmaker, Inc.  
 Alaska Forest Association  
 Alaska Healthcare Strategies  
 Alaska Land Status, Inc.  
 Alaska Marine Lines  
 Alaska Miners Association  
 Alaska Oil and Gas Association  
 Alaska Photobooth Company  
 Alaska Process Industries  
 Alaska Ready Construction  
 Alaska Remote Services  
 Alaska Supply Chain International  
 Alaska Support Industries  
 Alaska Trucking Association  
 Alaska West Express  
 Alaska Wins  
 Alyeska Pipeline  
 Amak Towing  
 Americans for Prosperity  
 Ameriknuak, Alaska, LLC  
 Anchorage Republican Women's  
 ANCSA Regional Association  
 Arctic Catering & Support Services  
 Arctic Consulting LLC  
 Arctic Control  
 Arktis, LLC  
 Aspen Hotels of Alaska  
 Associated General Contractors of Alaska  
 ASRC Energy Services  
 Audio Video Installation and Design (AVID)  
 Beacon Occupational Health  
 Beadventures  
 Bering Marine Corporation  
 Bidarka, LLC  
 BlueCrest  
 Blueprint Alaska  
 Bogart Mining  
 Bonatide Construction  
 Bonell Consulting Services LLC  
 BP Alaska  
 Brilliant Media Strategies  
 Brooks Camp  
 Brooks Range Petroleum Corporation  
 Brooks Range Supply  
 BS Gold Ventures  
 Commercial Real Estate  
 Energy Alaska  
 and Co.  
 Alaska  
 Region, Inc.  
 spters  
 Kensington Gold Mine  
 ction Company  
 Alaska  
 Machinery Industrial, LLC  
 y Alliance Alaska  
 ners  
 Core Geoscience  
 Cruise Line Agencies of Alaska  
 Cruz Companies  
 Data Center, LLC  
 Davis Block and Concrete  
 Deadhorse Aviation Center, LLC  
 Delta Constructors  
 Delta Leasing  
 Denali Asphalt  
 Denali Drilling  
 Denali Group  
 Denali Industrial Supply  
 Dittman Research  
 Donlin Gold

# 250+ ALASKA BUSINESSES AND ORGANIZATIONS

Doyco Ltd.  
 Egli Air Haul  
 ENSTAR Natural Gas Company  
 Equipment Source, Inc.  
 ExxonMobil  
 F Robert Bell & Associates  
 Fairbanks Economic Development Corporation  
 Fairweather, LLC  
 Fireweed Strategies  
 First Things First Alaska Foundation  
 Fishaye Consulting  
 Fitzpatrick Communications  
 Flavin Photography  
 Fluor  
 Floormat Alaska  
 Florida Alaska  
 General Mining District  
 Fox Mining  
 General Supply Company  
 Gifford  
 G.I.  
 Glacier Oil and Gas Corporation  
 Grubbs and Sons  
 Grubbs Construction  
 Grubbs Construction  
 Greater Fairbanks Chamber of Commerce  
 Halliburton  
 Hawley Resource Group Inc.  
 Heda Greens Creek Mining Co.  
 Hilcorp, Alaska LLC  
 Hutchings Trucks  
 Industrial Hoists, LLC  
 Interior Alaska Roofing  
 Jade North, LLC  
 Judy Patrick Photography  
 Juneau 1, LLC  
 K.Jandell Company  
 Kallander & Associates  
 Kenai Peninsula Republican Women  
 Kenai River Raven Lodge  
 Kinross Fort Knox  
 Kizer Energy  
 Knik Construction  
 Koncor Forest Products  
 Laborers' Local 341  
 Laborers' Local 942  
 LeaderUP, LLC  
 Little Red Services  
 Living Deliberately  
 Lynden  
 MAP Consulting  
 Mark K. Johnson, Attorney at Law  
 Mass Excavation, Inc.  
 MarSu Business Alliance  
 Michael Tool Enterprises  
 Molybdenum and Groul of Alaska  
 MS Construction  
 Nature Boys, LLC  
 New Alaska  
 North Pacific Airlines  
 Northern Industrial Tool  
 Northstar Equipment Services  
 Northstar Helicopters  
 O'Brien and Sons  
 O'Brien and Sons  
 O'Brien and Sons  
 O'Brien and Sons  
 Oxford Assaying and Refining  
 Pan-American Industrial Commercial Enterprise  
 Pebble Partnership  
 Petroleum Equipment & Services, Inc.  
 Petro Star  
 Petrotechnical Resources of Alaska  
 Pipefitters Local 375  
 Price Gregory International  
 PRL Logistics  
 Quintillion  
 RA Kraig & Associates  
 Reeve Air Alaska  
 Resource Development Council for Alaska, Inc.  
 Rockwell Automation



[www.StandForAK.com](http://www.StandForAK.com)



The Voice of Alaska Business

Sitka Chamber Presentation on 4/11/18

# TAKEAWAY

---

This ballot measure is a radical overhaul of regulations with serious unintended consequences.





# WHAT IS THE FISH HABITAT MEASURE?

- Replaces current permitting system with a
- complex, costly system
- All water and areas surrounding are considered anadromous fish habitat, even if no fish present
- Minor vs. major permit
- New “mitigation measures”
- Prescriptive language



**JOB LOSS: ECONOMY WILL SLOW  
OIL, MINING, + CONSTRUCTION**

**FUTURE OPPORTUNITIES WOULD DISAPPEAR**

**UPENDS THE BALANCES BETWEEN  
ECONOMY AND ENVIRONMENT**



[www.StandForAK.com](http://www.StandForAK.com)



The Voice of Alaska Business

Sitka Chamber Presentation on 4/11/18

13

14

15

16

17

18

19

20

21

22

23

24

**ROAD REPAIRS OR CONSTRUCTION COULD BE  
COSTLY OR IMPOSSIBLE**

**HYDROPOWER AND WASTEWATER TREATMENT  
FACILITIES WOULD VIOLATE PROPOSED STANDARDS**

**PRIVATE PROPERTY OWNERS SUBJECTED TO  
STRINGENT PERMITTING PROCESS FOR PROJECTS AS  
SIMPLE AS CULVERTS AND SEPTIC SYSTEMS**



[www.StandForAK.com](http://www.StandForAK.com)



The Voice of Alaska Business

Sitka Chamber Presentation on 4/11/18

13  
14  
15  
16  
17  
18  
19  
20  
21  
22  
23  
24



# [www.standforak.com/coalition/](http://www.standforak.com/coalition/)

## JOIN OUR GROWING COALITION OF ALASKA BUSINESSES, TRADE GROUPS AND ORGANIZATIONS.

Our coalition represents a variety of Alaska businesses, organizations and groups that support our efforts in protecting Alaskan jobs, communities and way of life.

REGISTER YOUR BUSINESS OR GROUP

Air Liquide  
Airport Equipment Rentals  
Alaska BlueHarvest Seafoods  
Alaska Chamber  
Alaska Crane  
Alaska Drilling and Completions  
Alaska Earth Sciences, Inc.  
Alaska Enterprise Solutions, Inc.  
Alaska Fishing with Mark Glassmaker, Inc.  
Alaska Forest Association  
Alaska Healthcare Strategies

Cruise Line Agencies of Alaska  
Cruz Companies  
Data Center, LLC  
Davis Block and Concrete  
Deadhorse Aviation Center, LLC  
Delta Constructors  
Delta Leasing  
Denali Asphalt  
Denali Drilling  
Denali Industrial Supply  
Dittman Research

Michelle Toohey Enterprises  
Mobile Concrete and Grout of Alaska  
MSI Communications  
Nature Boys, LLC  
Navitas Alaska  
North Pacific Maritime  
Northern Industrial Training  
Northstar Helicopters  
Northstar Stevedoring Equipment  
North Slope Borough  
NW Consulting



[www.StandForAK.com](http://www.StandForAK.com)



# Messaging

**Alaska Chamber**  
Published by Brandy Dixon [?] · April 3 at 12:02pm · 🌐

Alaskans overwhelmingly agree that a spending cap should be included in any meaningful fiscal plan the Legislature adopts for the State's budget. <https://bit.ly/2JhtW6G>

**A MAJORITY OF ALASKANS BELIEVE  
A SPENDING CAP SHOULD BE A PART OF ANY FISCAL PLAN**



| Response         | Percentage |
|------------------|------------|
| BELIEVE IN A CAP | 78%        |
| OPPOSE A CAP     | 18%        |

Source: 2018 Alaska Public Opinion Survey by Dittman Research

**ALASKA CHAMBER** [LEARN MORE ▶](#)

**Alaska Chamber**  
March 17 at 3:53pm · 🌐

Money doesn't grow on trees. Contact the House Majority and let know them we need reductions before taxes. Find House Majority legislators here <http://akhouse.org>.



**Alaska Chamber**  
Published by Brandy Dixon [?] · March 13 at 12:57pm · 🌐

The high cost of medical care hurts injured Alaska workers – along with their employers. Average medical claim costs are nearly twice the national average. We need to fix our broken workers' comp system and keep Alaska's jobs in Alaska. Thank you, Senator Cathy Giessel, for introducing Senate Bill 112 to put the "worker" back in "workers' comp."

**Workers' Comp is Costing Alaska Big**



| Category     | Cost     |
|--------------|----------|
| Alaska       | \$49,000 |
| U.S. Average | \$28,500 |

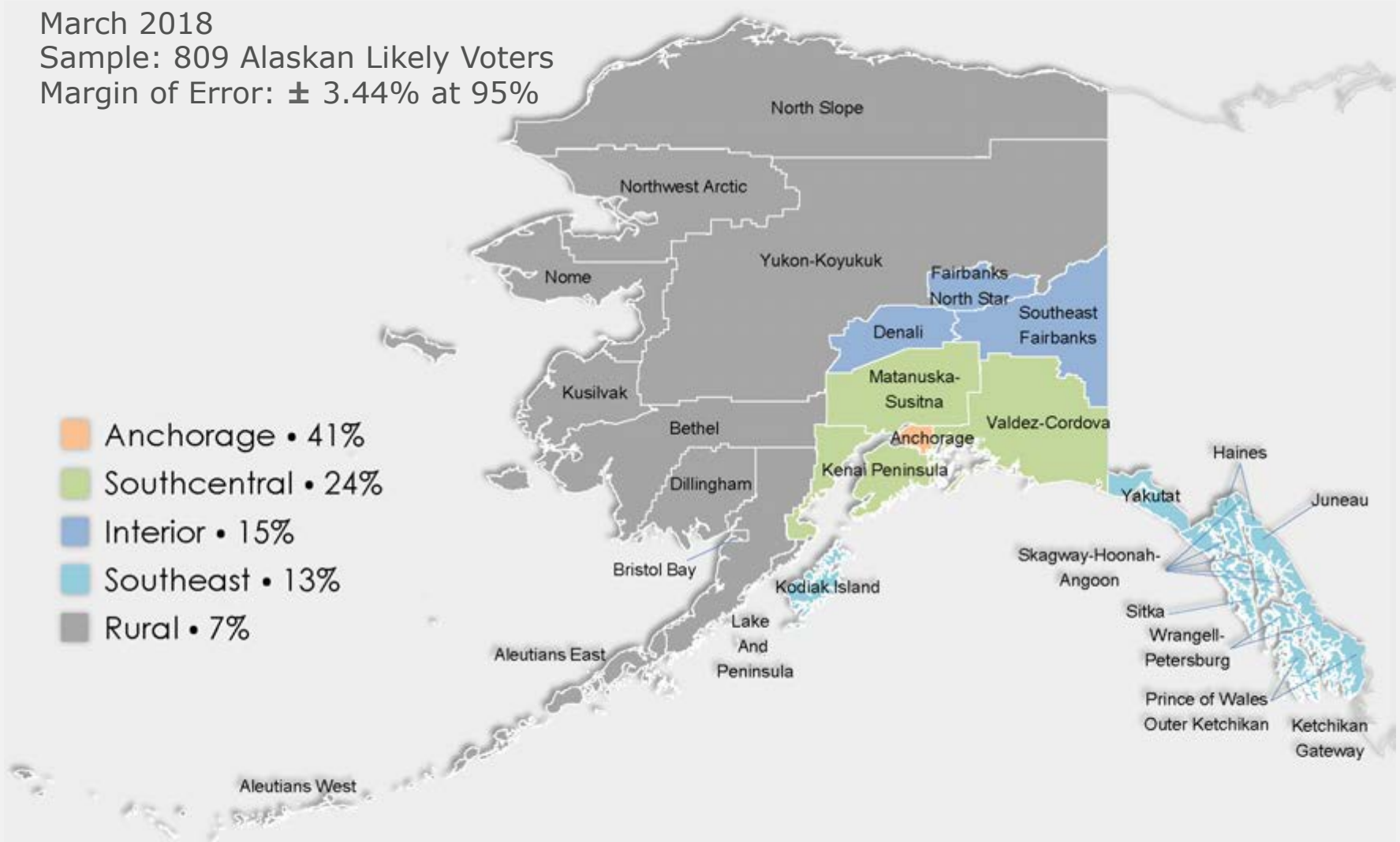
2015 Alaska Medical Indemnity Claims

# Alaska Public Opinion Survey

March 2018

Sample: 809 Alaskan Likely Voters

Margin of Error:  $\pm 3.44\%$  at 95%



# Alaska's Current Economy

Generally speaking, how would you rate Alaska's current economy?

2014\* 2015 2016 2017 2018

## Very good/Good

2018: 38%

2017: 37%

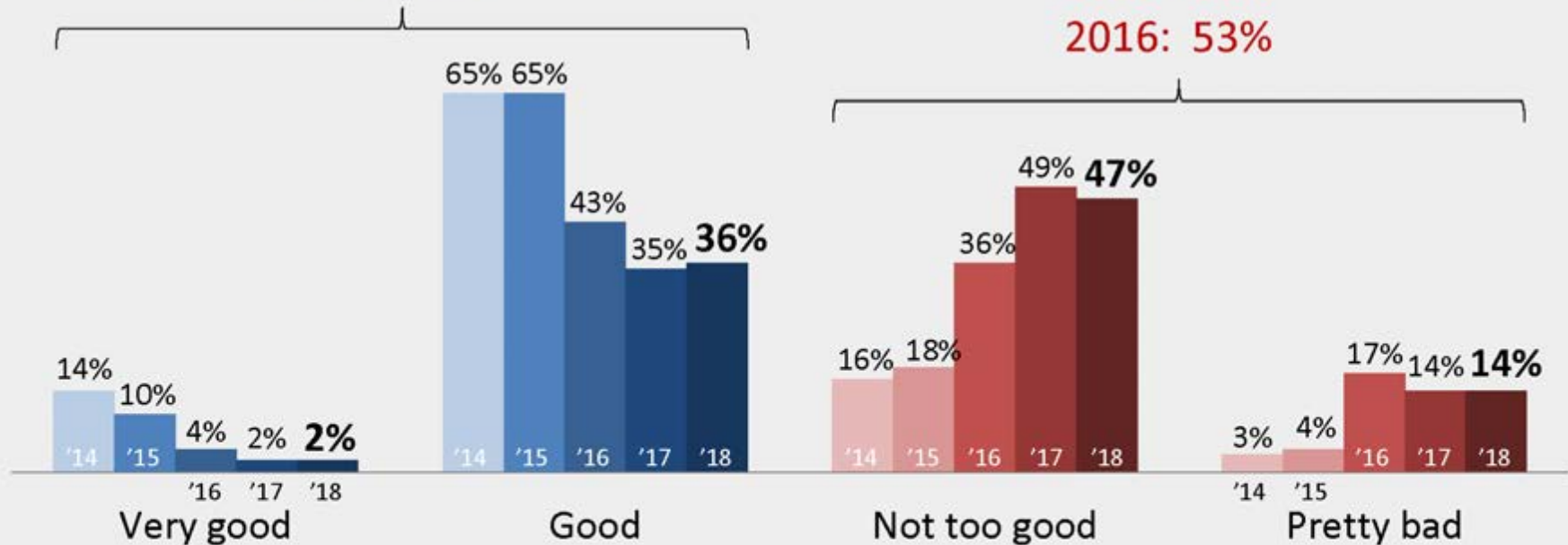
2016: 47%

## Not too good/Pretty bad

2018: 61%

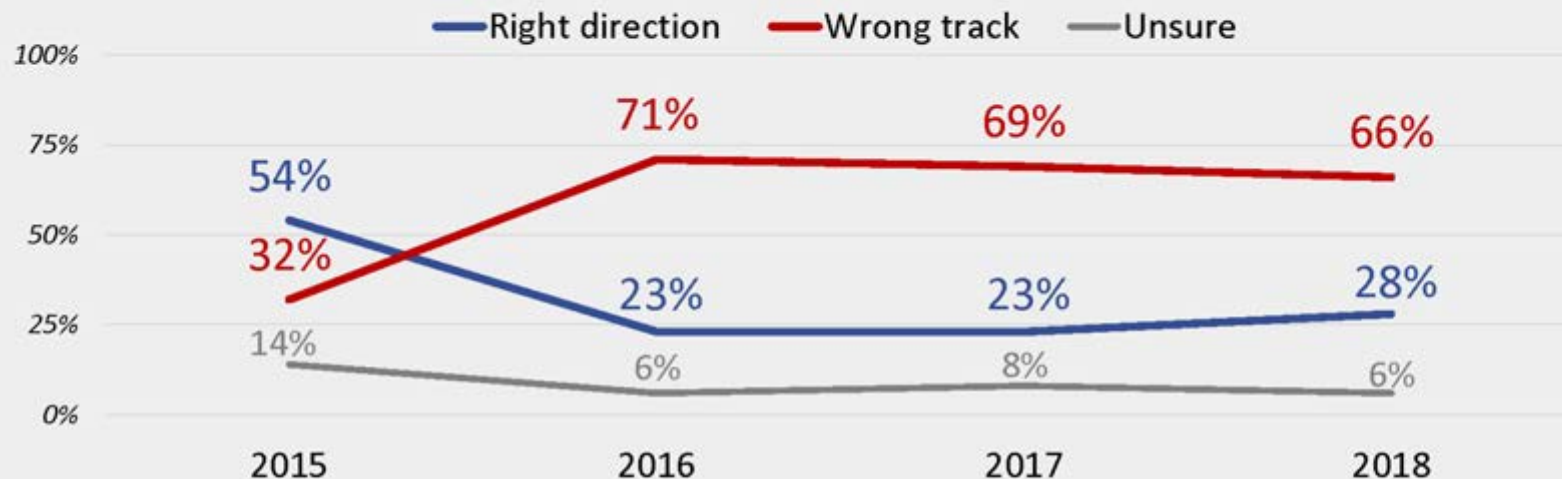
2017: 63%

2016: 53%



# Direction of State

Thinking about Alaska right now, do you think things are headed in the right direction, or do you think things have gotten off on the wrong track?



| Location     | Right direction | Wrong track |
|--------------|-----------------|-------------|
| Anchorage    | 28%             | 65%         |
| Southcentral | 24%             | 70%         |
| Interior     | 22%             | 71%         |
| Southeast    | 34%             | 59%         |
| Rural        | 45%             | 54%         |

| Gender | Right direction | Wrong track |
|--------|-----------------|-------------|
| Male   | 30%             | 64%         |
| Female | 26%             | 67%         |

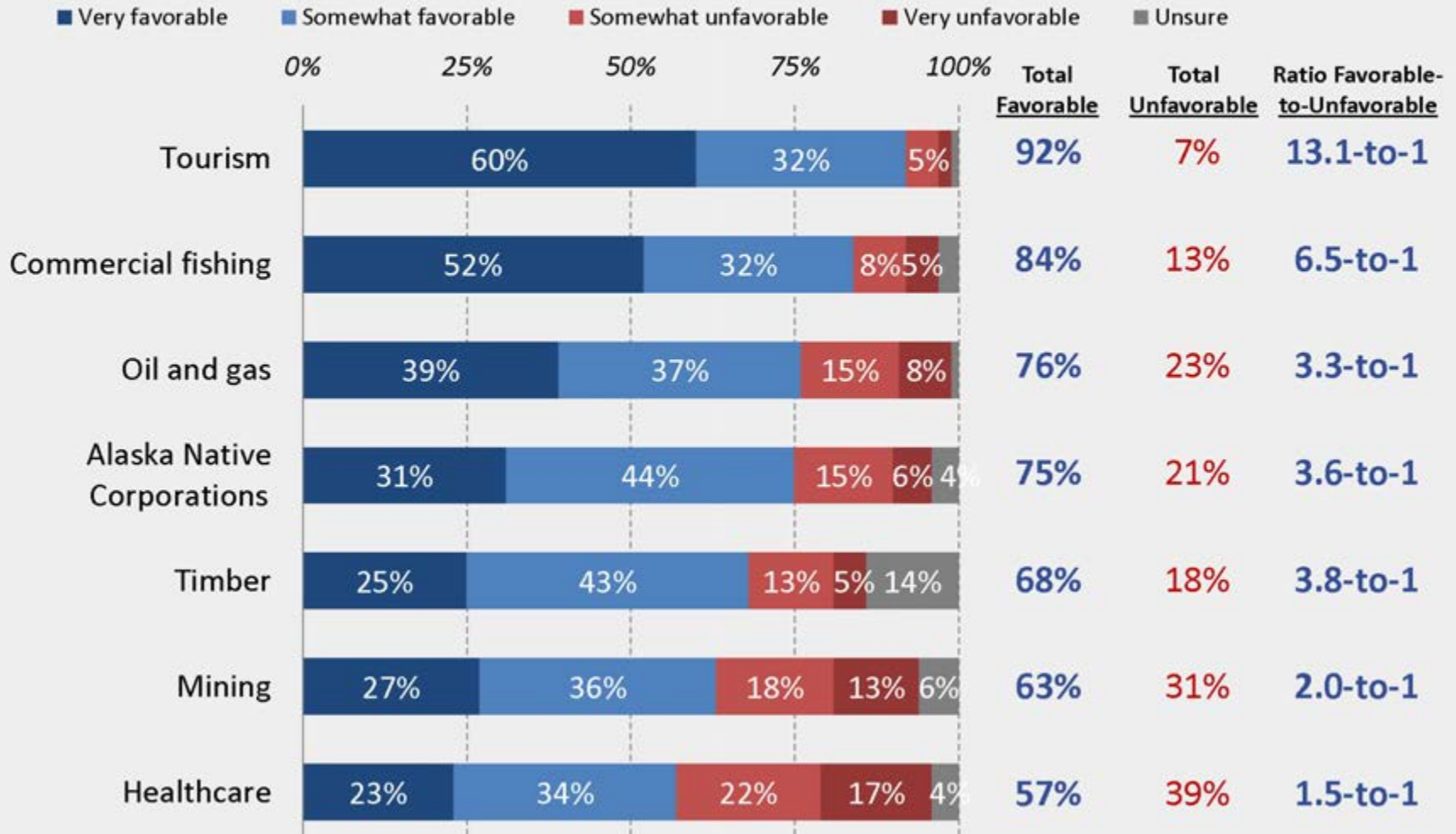
| Party        | Right direction | Wrong track |
|--------------|-----------------|-------------|
| Democrat     | 38%             | 54%         |
| Republican   | 25%             | 71%         |
| Non-Partisan | 31%             | 63%         |
| Undeclared   | 27%             | 66%         |

| Age           | Right direction | Wrong track |
|---------------|-----------------|-------------|
| 18-34 yrs old | 30%             | 66%         |
| 35-44 yrs old | 30%             | 62%         |
| 45-59 yrs old | 25%             | 70%         |
| 60+ yrs old   | 29%             | 64%         |

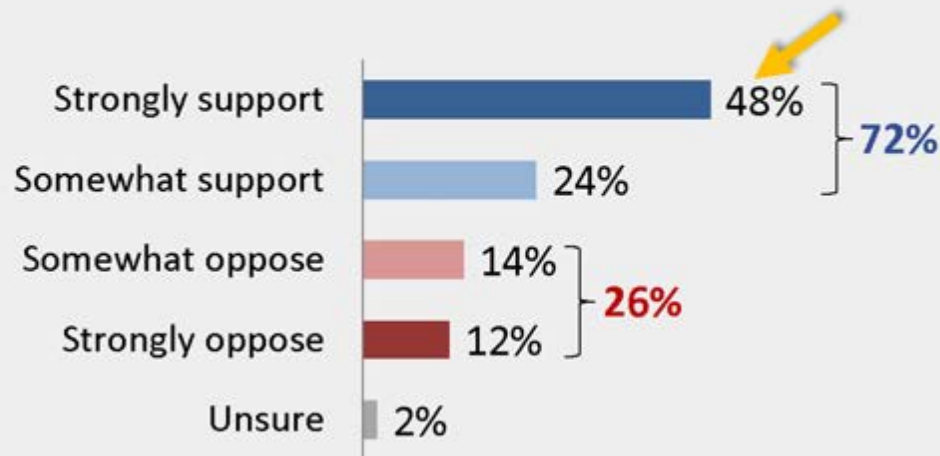


# Industry Favorability

*I'm going to read the names of some sectors in Alaska's economy. Please tell me whether you have a favorable or unfavorable opinion of each.*



# Make cuts to state spending.



| Location     | Support | Oppose |
|--------------|---------|--------|
| Anchorage    | 73%     | 26%    |
| Southcentral | 81%     | 16%    |
| Interior     | 63%     | 33%    |
| Southeast    | 62%     | 34%    |
| Rural        | 68%     | 32%    |

| Age           | Support | Oppose |
|---------------|---------|--------|
| 18-34 yrs old | 67%     | 32%    |
| 35-44 yrs old | 75%     | 23%    |
| 45-59 yrs old | 75%     | 22%    |
| 60+ yrs old   | 68%     | 29%    |

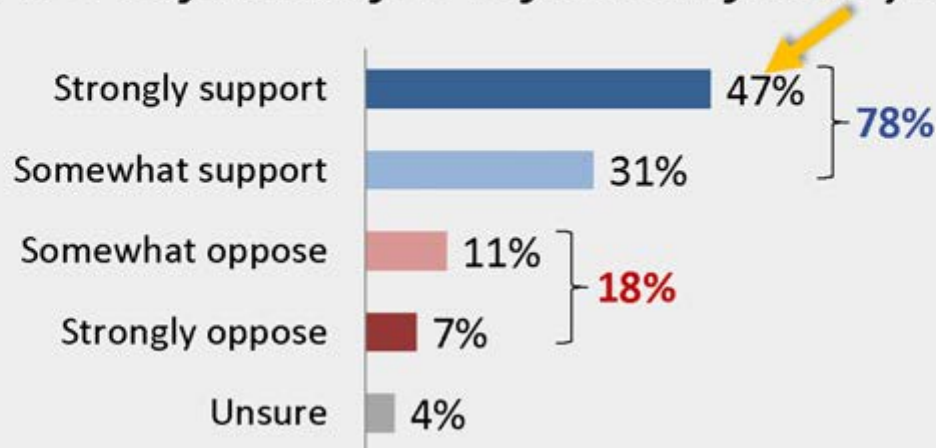
| Gender       | Support | Oppose |
|--------------|---------|--------|
| Male         | 74%     | 23%    |
| Female       | 69%     | 29%    |
| Party        | Support | Oppose |
| Democrat     | 45%     | 52%    |
| Republican   | 86%     | 13%    |
| Non-Partisan | 73%     | 26%    |
| Undeclared   | 70%     | 27%    |

| Union           | Support | Oppose |
|-----------------|---------|--------|
| Public employee | 55%     | 42%    |
| Other union     | 77%     | 21%    |
| Non-union       | 75%     | 23%    |

| Ideology       | Support | Oppose |
|----------------|---------|--------|
| Very conserv.  | 91%     | 7%     |
| Smwht conserv. | 87%     | 11%    |
| Moderate       | 68%     | 30%    |
| Smwht liberal  | 42%     | 54%    |
| Very liberal   | 39%     | 61%    |

| Household income | Support | Oppose |
|------------------|---------|--------|
| <\$40K           | 65%     | 30%    |
| \$40-60K         | 73%     | 26%    |
| \$60-80K         | 67%     | 27%    |
| \$80-100K        | 77%     | 22%    |
| \$100K +         | 75%     | 25%    |

*Putting in place a spending cap on state spending. The cap would be adjusted for inflation from year-to-year.*



| Location     | Support | Oppose |
|--------------|---------|--------|
| Anchorage    | 75%     | 21%    |
| Southcentral | 89%     | 9%     |
| Interior     | 77%     | 21%    |
| Southeast    | 71%     | 25%    |
| Rural        | 83%     | 17%    |

| Age           | Support | Oppose |
|---------------|---------|--------|
| 18-34 yrs old | 82%     | 15%    |
| 35-44 yrs old | 78%     | 20%    |
| 45-59 yrs old | 83%     | 16%    |
| 60+ yrs old   | 74%     | 21%    |

| Gender | Support | Oppose |
|--------|---------|--------|
| Male   | 79%     | 19%    |
| Female | 77%     | 19%    |

| Party        | Support | Oppose |
|--------------|---------|--------|
| Democrat     | 54%     | 39%    |
| Republican   | 90%     | 8%     |
| Non-Partisan | 77%     | 21%    |
| Undeclared   | 79%     | 17%    |

| Union           | Support | Oppose |
|-----------------|---------|--------|
| Public employee | 68%     | 30%    |
| Other union     | 84%     | 13%    |
| Non-union       | 80%     | 17%    |

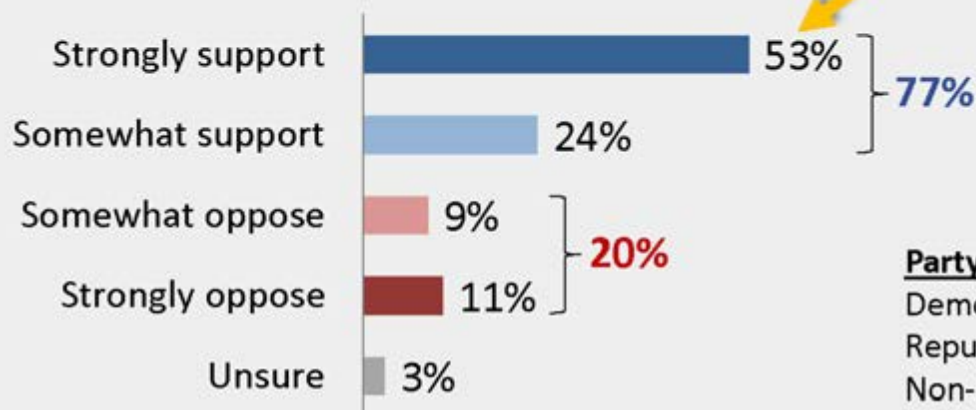
| Ideology       | Support | Oppose |
|----------------|---------|--------|
| Very conserv.  | 89%     | 8%     |
| Smwht conserv. | 90%     | 9%     |
| Moderate       | 76%     | 19%    |
| Smwht liberal  | 58%     | 36%    |
| Very liberal   | 51%     | 43%    |

| Household income | Support | Oppose |
|------------------|---------|--------|
| <\$40K           | 79%     | 17%    |
| \$40-60K         | 83%     | 13%    |
| \$60-80K         | 81%     | 15%    |
| \$80-100K        | 82%     | 18%    |
| \$100K +         | 77%     | 23%    |



# Medicaid Work Requirements

Some states are considering adding work requirements for some people who receive health insurance through Medicaid, the government health insurance program for low-income individuals. Do you support or oppose requiring low-income, able-bodied adults without young children, to work in order to receive Medicaid benefits?



| Location     | Total Support | Total Oppose |
|--------------|---------------|--------------|
| Anchorage    | 76%           | 21%          |
| Southcentral | 81%           | 16%          |
| Interior     | 83%           | 13%          |
| Southeast    | 66%           | 30%          |
| Rural        | 72%           | 26%          |

| Gender | Total Support | Total Oppose |
|--------|---------------|--------------|
| Male   | 80%           | 18%          |
| Female | 74%           | 22%          |

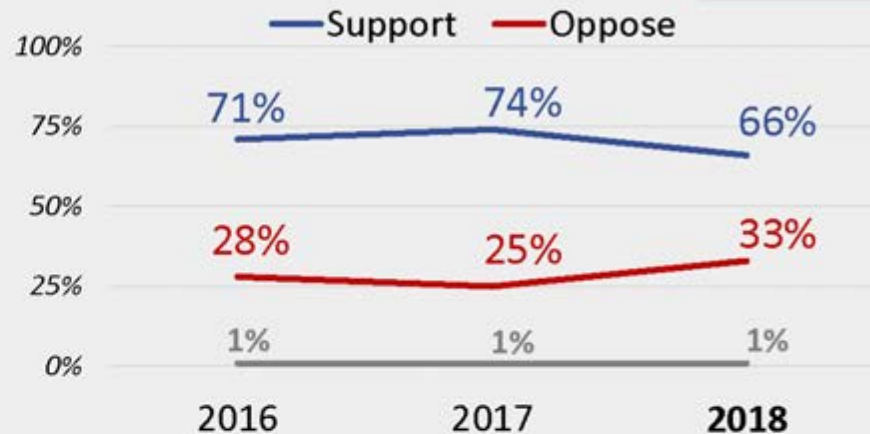
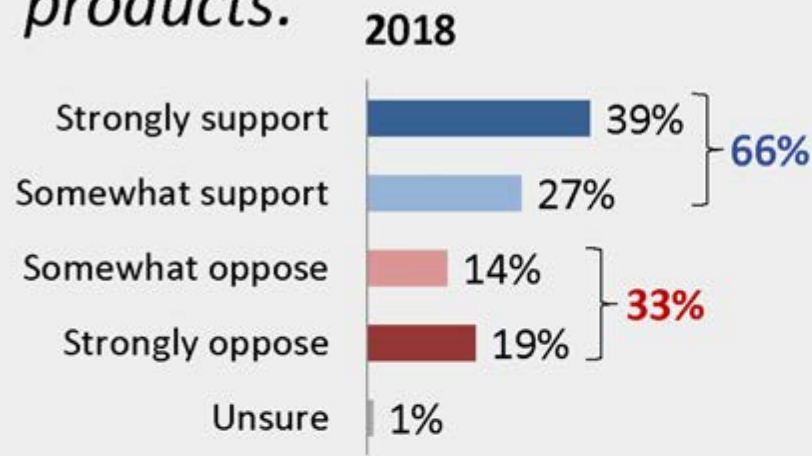
| Party        | Total Support | Total Oppose |
|--------------|---------------|--------------|
| Democrat     | 53%           | 43%          |
| Republican   | 90%           | 8%           |
| Non-Partisan | 70%           | 27%          |
| Undeclared   | 78%           | 18%          |

| Ideology              | Total Support | Total Oppose |
|-----------------------|---------------|--------------|
| Very conservative     | 93%           | 5%           |
| Somewhat conservative | 90%           | 8%           |
| Moderate              | 75%           | 23%          |
| Somewhat liberal      | 63%           | 33%          |
| Very liberal          | 27%           | 65%          |

| Age           | Total Support | Total Oppose |
|---------------|---------------|--------------|
| 18-34 yrs old | 79%           | 17%          |
| 35-44 yrs old | 76%           | 22%          |
| 45-59 yrs old | 77%           | 20%          |
| 60+ yrs old   | 76%           | 20%          |

# Increasing the tax on alcohol and tobacco products.

16% total change since 2017



| Location     | Support | Oppose |
|--------------|---------|--------|
| Anchorage    | 68%     | 31%    |
| Southcentral | 56%     | 44%    |
| Interior     | 75%     | 24%    |
| Southeast    | 67%     | 31%    |
| Rural        | 72%     | 28%    |

| Age           | Support | Oppose |
|---------------|---------|--------|
| 18-34 yrs old | 76%     | 24%    |
| 35-44 yrs old | 68%     | 32%    |
| 45-59 yrs old | 65%     | 35%    |
| 60+ yrs old   | 62%     | 37%    |

| Gender | Support | Oppose |
|--------|---------|--------|
| Male   | 59%     | 40%    |
| Female | 75%     | 25%    |

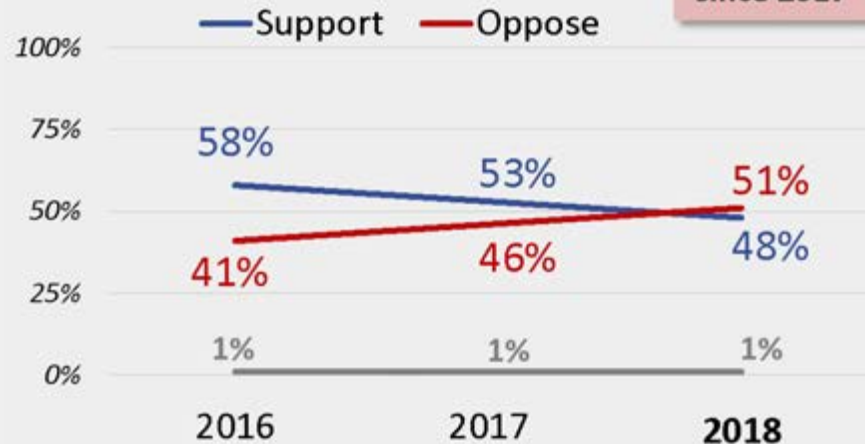
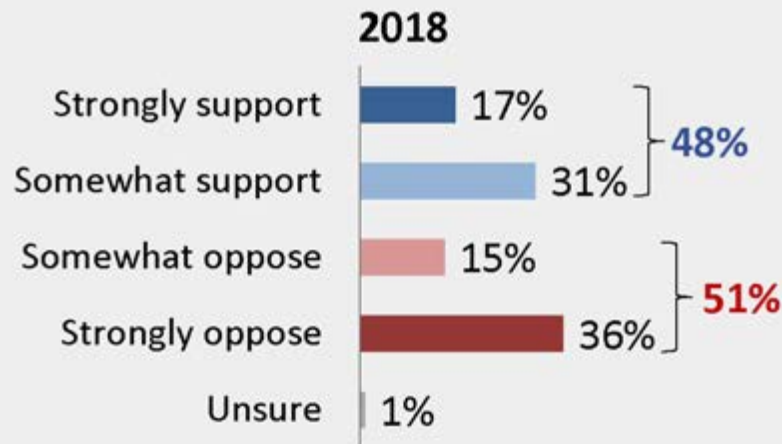
| Party        | Support | Oppose |
|--------------|---------|--------|
| Democrat     | 77%     | 22%    |
| Republican   | 64%     | 36%    |
| Non-Partisan | 68%     | 31%    |
| Undeclared   | 64%     | 35%    |

| Education        | Support | Oppose |
|------------------|---------|--------|
| High school/GED  | 59%     | 40%    |
| Some college     | 66%     | 34%    |
| College graduate | 66%     | 34%    |
| Graduate school  | 75%     | 25%    |

| Household income | Support | Oppose |
|------------------|---------|--------|
| <\$40K           | 71%     | 28%    |
| \$40-60K         | 66%     | 34%    |
| \$60-80K         | 65%     | 35%    |
| \$80-100K        | 61%     | 38%    |
| \$100K +         | 69%     | 30%    |

# Introducing a state sales tax.

10% total  
change  
since 2017



| Location     | Support | Oppose |
|--------------|---------|--------|
| Anchorage    | 51%     | 48%    |
| Southcentral | 49%     | 51%    |
| Interior     | 48%     | 51%    |
| Southeast    | 43%     | 54%    |
| Rural        | 35%     | 65%    |

| Gender | Support | Oppose |
|--------|---------|--------|
| Male   | 46%     | 53%    |
| Female | 49%     | 50%    |

| Party        | Support | Oppose |
|--------------|---------|--------|
| Democrat     | 64%     | 36%    |
| Republican   | 40%     | 59%    |
| Non-Partisan | 49%     | 50%    |
| Undeclared   | 48%     | 51%    |

| Union           | Support | Oppose |
|-----------------|---------|--------|
| Public employee | 57%     | 40%    |
| Other union     | 41%     | 59%    |
| Non-union       | 47%     | 52%    |

| Education        | Support | Oppose |
|------------------|---------|--------|
| High school/GED  | 35%     | 63%    |
| Some college     | 45%     | 55%    |
| College graduate | 51%     | 48%    |
| Graduate school  | 58%     | 41%    |

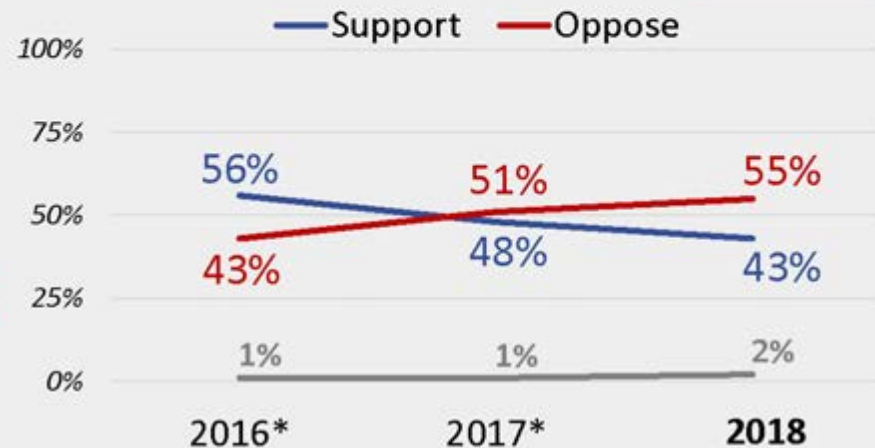
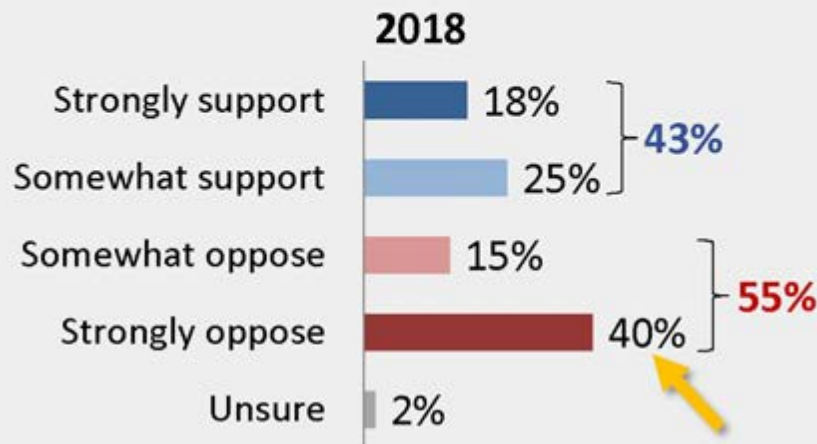
| Household income | Support | Oppose |
|------------------|---------|--------|
| <\$40K           | 46%     | 53%    |
| \$40-60K         | 40%     | 59%    |
| \$60-80K         | 44%     | 56%    |
| \$80-100K        | 53%     | 46%    |
| \$100K +         | 53%     | 47%    |





# Use of some Permanent Fund earnings while guaranteeing a dividend equal to the historical average of \$1,200.

9% total change since 2017



| Location     | Support | Oppose |
|--------------|---------|--------|
| Anchorage    | 48%     | 51%    |
| Southcentral | 32%     | 64%    |
| Interior     | 33%     | 64%    |
| Southeast    | 56%     | 42%    |
| Rural        | 44%     | 56%    |

| Age           | Support | Oppose |
|---------------|---------|--------|
| 18-34 yrs old | 38%     | 58%    |
| 35-44 yrs old | 43%     | 56%    |
| 45-59 yrs old | 44%     | 55%    |
| 60+ yrs old   | 44%     | 53%    |

| Gender | Support | Oppose |
|--------|---------|--------|
| Male   | 42%     | 56%    |
| Female | 44%     | 54%    |

| Party        | Support | Oppose |
|--------------|---------|--------|
| Democrat     | 61%     | 37%    |
| Republican   | 35%     | 64%    |
| Non-Partisan | 48%     | 51%    |
| Undeclared   | 41%     | 57%    |

| Union           | Support | Oppose |
|-----------------|---------|--------|
| Public employee | 53%     | 47%    |
| Other union     | 35%     | 63%    |
| Non-union       | 41%     | 56%    |

| Education        | Support | Oppose |
|------------------|---------|--------|
| High school/GED  | 29%     | 70%    |
| Some college     | 33%     | 66%    |
| College graduate | 46%     | 52%    |
| Graduate school  | 61%     | 38%    |

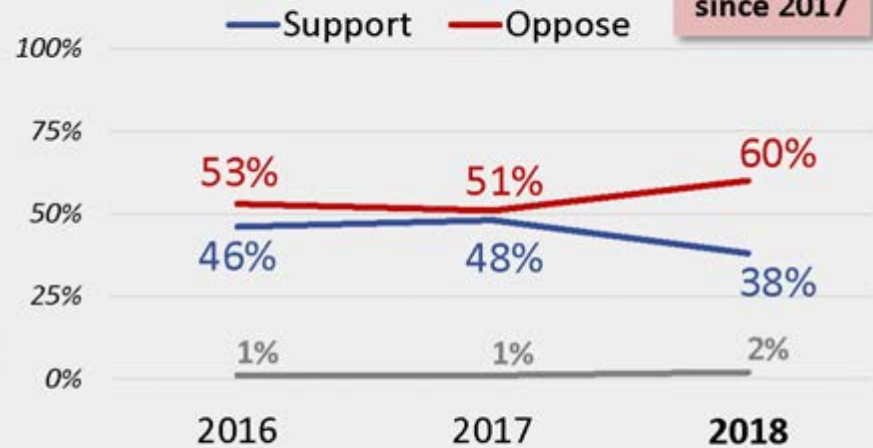
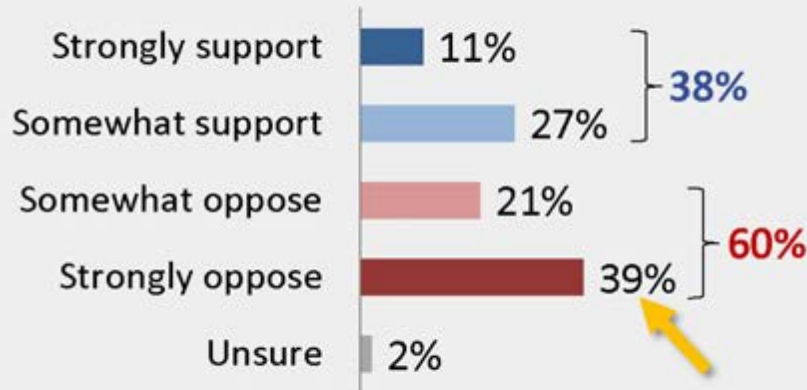
| Household income | Support | Oppose |
|------------------|---------|--------|
| <\$40K           | 40%     | 57%    |
| \$40-60K         | 33%     | 62%    |
| \$60-80K         | 41%     | 59%    |
| \$80-100K        | 53%     | 46%    |
| \$100K +         | 46%     | 52%    |



# Increasing the gasoline tax, excluding home heating fuel.

19% total  
change  
since 2017

2018



| Location     | Support | Oppose |
|--------------|---------|--------|
| Anchorage    | 41%     | 56%    |
| Southcentral | 33%     | 64%    |
| Interior     | 30%     | 67%    |
| Southeast    | 43%     | 55%    |
| Rural        | 39%     | 60%    |

| Age           | Support | Oppose |
|---------------|---------|--------|
| 18-34 yrs old | 37%     | 59%    |
| 35-44 yrs old | 35%     | 63%    |
| 45-59 yrs old | 37%     | 62%    |
| 60+ yrs old   | 41%     | 56%    |

| Gender | Support | Oppose |
|--------|---------|--------|
| Male   | 37%     | 62%    |
| Female | 38%     | 58%    |

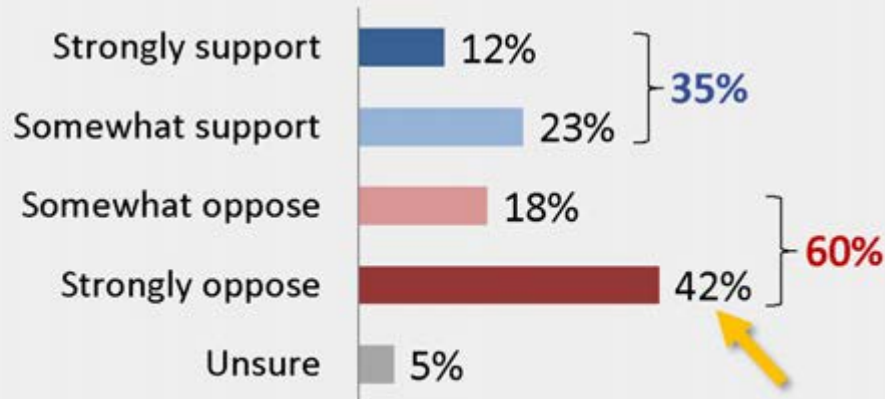
| Party        | Support | Oppose |
|--------------|---------|--------|
| Democrat     | 53%     | 44%    |
| Republican   | 26%     | 72%    |
| Non-Partisan | 44%     | 56%    |
| Undeclared   | 39%     | 58%    |

| Union           | Support | Oppose |
|-----------------|---------|--------|
| Public employee | 49%     | 50%    |
| Other union     | 32%     | 68%    |
| Non-union       | 37%     | 61%    |

| Household income | Support | Oppose |
|------------------|---------|--------|
| <\$40K           | 34%     | 63%    |
| \$40-60K         | 35%     | 64%    |
| \$60-80K         | 36%     | 63%    |
| \$80-100K        | 43%     | 55%    |
| \$100K +         | 43%     | 55%    |

| Education        | Support | Oppose |
|------------------|---------|--------|
| High school/GED  | 28%     | 69%    |
| Some college     | 34%     | 65%    |
| College graduate | 38%     | 60%    |
| Graduate school  | 52%     | 47%    |

# A 1.5% payroll tax that would expire in 3 years unless extended by the Governor and Legislature.



| Location     | Support | Oppose |
|--------------|---------|--------|
| Anchorage    | 36%     | 61%    |
| Southcentral | 29%     | 62%    |
| Interior     | 40%     | 55%    |
| Southeast    | 39%     | 56%    |
| Rural        | 37%     | 61%    |

| Age           | Support | Oppose |
|---------------|---------|--------|
| 18-34 yrs old | 41%     | 54%    |
| 35-44 yrs old | 36%     | 60%    |
| 45-59 yrs old | 28%     | 67%    |
| 60+ yrs old   | 38%     | 55%    |

| Gender       | Support | Oppose |
|--------------|---------|--------|
| Male         | 37%     | 60%    |
| Female       | 33%     | 60%    |
| Party        | Support | Oppose |
| Democrat     | 53%     | 41%    |
| Republican   | 23%     | 71%    |
| Non-Partisan | 40%     | 59%    |
| Undeclared   | 37%     | 56%    |

| Union           | Support | Oppose |
|-----------------|---------|--------|
| Public employee | 42%     | 53%    |
| Other union     | 26%     | 71%    |
| Non-union       | 35%     | 60%    |

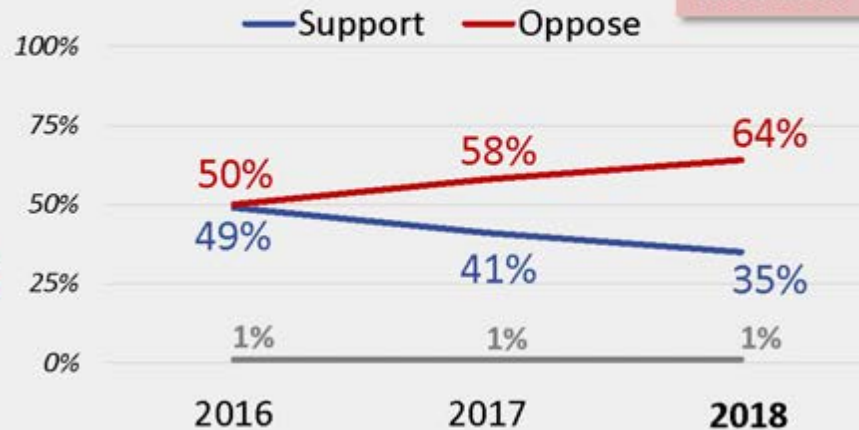
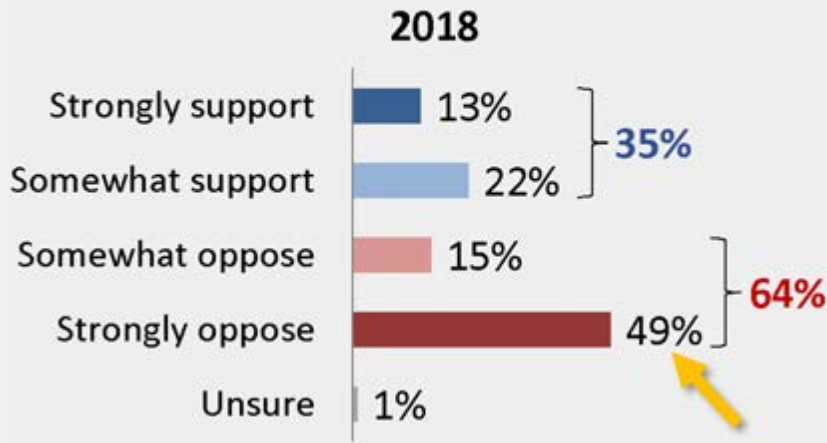
| Employment | Support | Oppose |
|------------|---------|--------|
| Full-time  | 33%     | 63%    |
| Part-time  | 41%     | 55%    |
| Homemaker  | 31%     | 51%    |
| Student    | 46%     | 54%    |
| Unemployed | 22%     | 71%    |
| Retired    | 42%     | 50%    |

| Household income | Support | Oppose |
|------------------|---------|--------|
| <\$40K           | 39%     | 56%    |
| \$40-60K         | 35%     | 54%    |
| \$60-80K         | 35%     | 58%    |
| \$80-100K        | 34%     | 61%    |
| \$100K +         | 35%     | 62%    |



# Introducing a state personal income tax.

12% total  
change  
since 2017



| Location     | Support | Oppose |
|--------------|---------|--------|
| Anchorage    | 35%     | 63%    |
| Southcentral | 29%     | 69%    |
| Interior     | 36%     | 61%    |
| Southeast    | 41%     | 55%    |
| Rural        | 37%     | 63%    |

| Age           | Support | Oppose |
|---------------|---------|--------|
| 18-34 yrs old | 32%     | 64%    |
| 35-44 yrs old | 32%     | 66%    |
| 45-59 yrs old | 32%     | 67%    |
| 60+ yrs old   | 40%     | 57%    |

| Gender | Support | Oppose |
|--------|---------|--------|
| Male   | 33%     | 66%    |
| Female | 37%     | 60%    |

| Party        | Support | Oppose |
|--------------|---------|--------|
| Democrat     | 65%     | 33%    |
| Republican   | 20%     | 78%    |
| Non-Partisan | 36%     | 62%    |
| Undeclared   | 36%     | 62%    |

| Union           | Support | Oppose |
|-----------------|---------|--------|
| Public employee | 44%     | 54%    |
| Other union     | 33%     | 68%    |
| Non-union       | 33%     | 64%    |

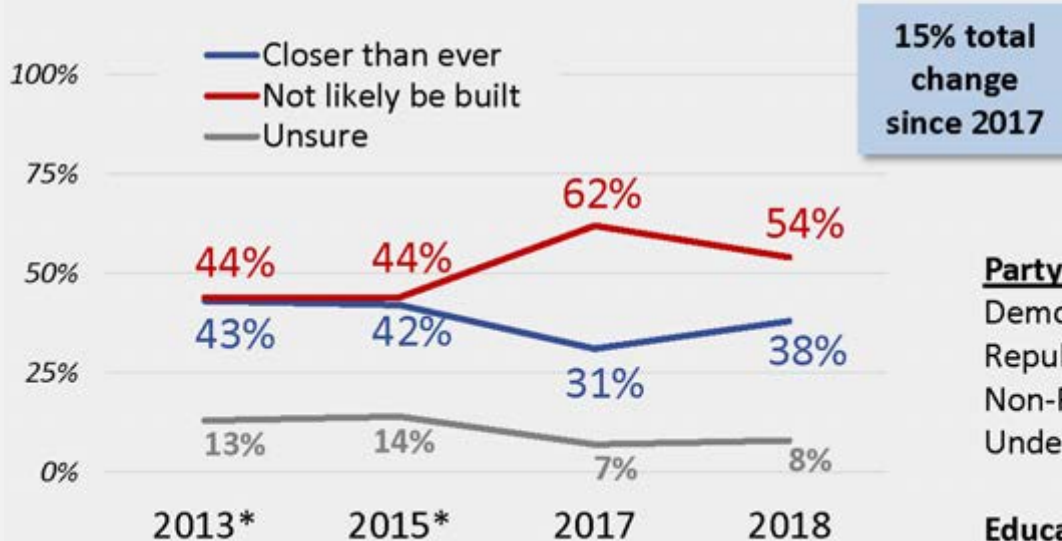
| Employment | Support | Oppose |
|------------|---------|--------|
| Full-time  | 32%     | 66%    |
| Part-time  | 38%     | 62%    |
| Homemaker  | 28%     | 68%    |
| Student    | 45%     | 55%    |
| Unemployed | 35%     | 61%    |
| Retired    | 44%     | 54%    |

| Household income | Support | Oppose |
|------------------|---------|--------|
| <\$40K           | 33%     | 60%    |
| \$40-60K         | 31%     | 68%    |
| \$60-80K         | 35%     | 63%    |
| \$80-100K        | 34%     | 66%    |
| \$100K +         | 36%     | 62%    |



# Natural Gas Pipeline

Please tell me which of the following two statements comes closest to your view regarding a potential natural gas pipeline from the North Slope: *Alaska is closer than ever to getting a natural gas pipeline built* –or– *A natural gas pipeline will not likely be built in the foreseeable future*



| Location     | Closer than ever | Not likely to be built | Unsure |
|--------------|------------------|------------------------|--------|
| Anchorage    | 39%              | 55%                    | 6%     |
| Southcentral | 39%              | 54%                    | 7%     |
| Interior     | 34%              | 57%                    | 8%     |
| Southeast    | 40%              | 52%                    | 8%     |
| Rural        | 37%              | 48%                    | 15%    |

| Party        | Closer than ever | Not likely to be built | Unsure |
|--------------|------------------|------------------------|--------|
| Democrat     | 33%              | 58%                    | 10%    |
| Republican   | 44%              | 50%                    | 6%     |
| Non-Partisan | 38%              | 58%                    | 4%     |
| Undeclared   | 36%              | 54%                    | 10%    |

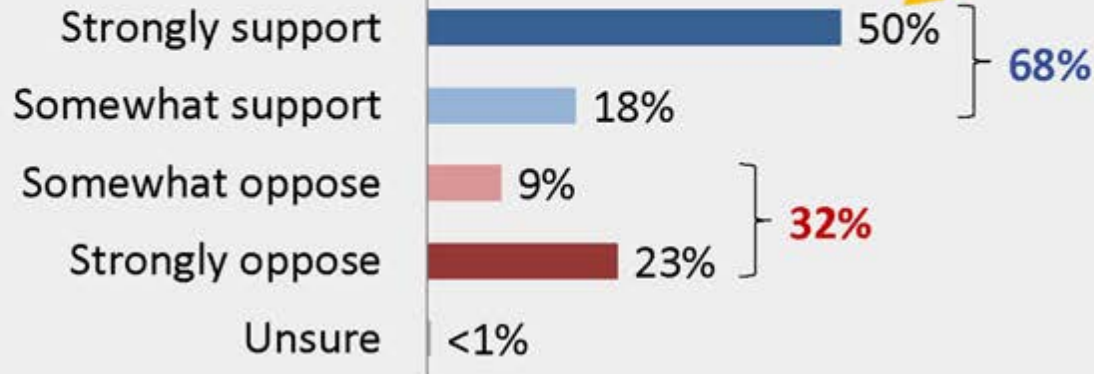
| Education        | Closer than ever | Not likely to be built | Unsure |
|------------------|------------------|------------------------|--------|
| High school/GED  | 53%              | 39%                    | 7%     |
| Some college     | 40%              | 51%                    | 9%     |
| College graduate | 34%              | 59%                    | 7%     |
| Graduate school  | 28%              | 66%                    | 6%     |

| Union           | Closer than ever | Not likely to be built | Unsure |
|-----------------|------------------|------------------------|--------|
| Public employee | 35%              | 59%                    | 6%     |
| Other union     | 59%              | 38%                    | 3%     |
| Non-union       | 36%              | 57%                    | 7%     |

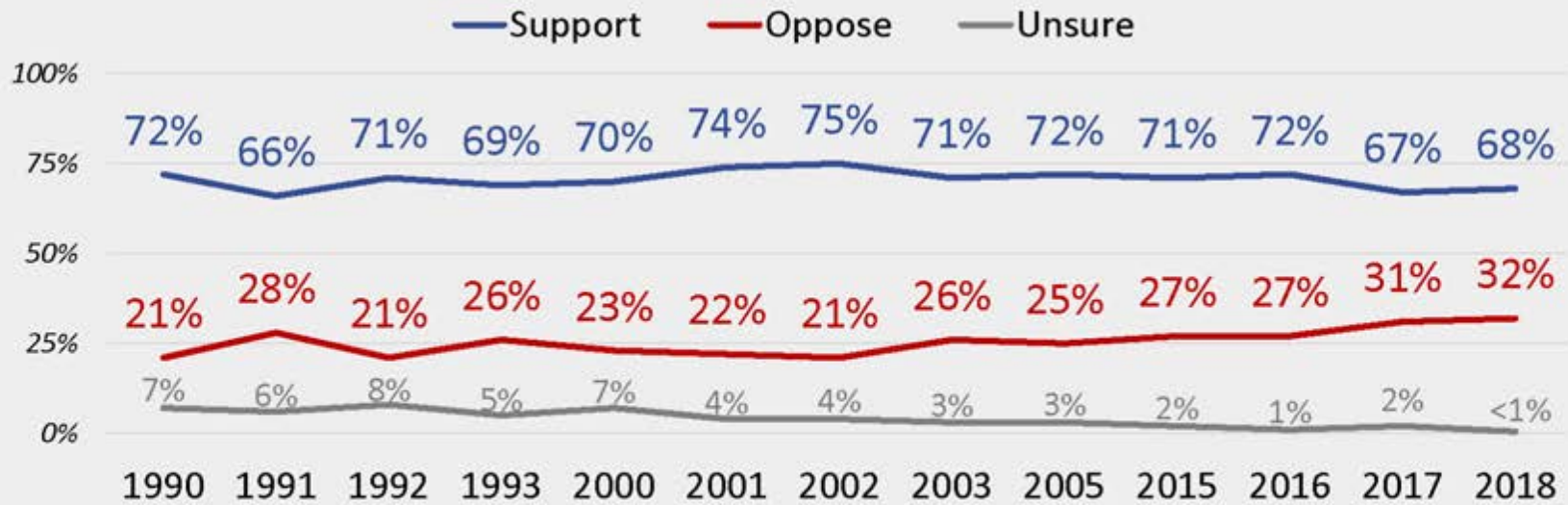
# ANWR Exploration & Production

Do you support or oppose exploration and production of oil and gas in a portion of ANWR, that is the Arctic National Wildlife Refuge?

2018



No net change since 2017



# ANWR Exploration & Production, cont'd

Do you support or oppose exploration and production of oil and gas in a portion of ANWR, that is the Arctic National Wildlife Refuge?

|                 | Support | Oppose |
|-----------------|---------|--------|
| <b>Overall</b>  | 68%     | 32%    |
| <b>Location</b> |         |        |
| Anchorage       | 65%     | 34%    |
| Southcentral    | 78%     | 22%    |
| Interior        | 71%     | 29%    |
| Southeast       | 58%     | 40%    |
| Rural           | 57%     | 43%    |
| <b>Age</b>      |         |        |
| 18-34 yrs old   | 58%     | 41%    |
| 35-44 yrs old   | 66%     | 33%    |
| 45-59 yrs old   | 70%     | 29%    |
| 60+ yrs old     | 71%     | 28%    |
| <b>Party</b>    |         |        |
| Democrat        | 27%     | 72%    |
| Republican      | 90%     | 10%    |
| Non-Partisan    | 64%     | 36%    |
| Undeclared      | 66%     | 33%    |
| <b>Union</b>    |         |        |
| Public employee | 56%     | 43%    |
| Other union     | 81%     | 17%    |
| Non-union       | 69%     | 29%    |

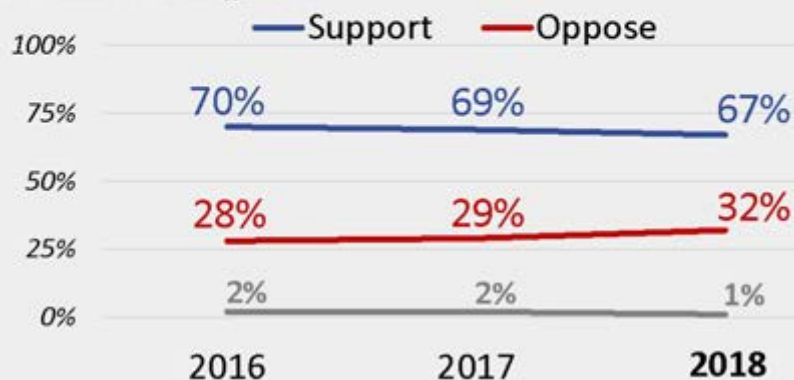
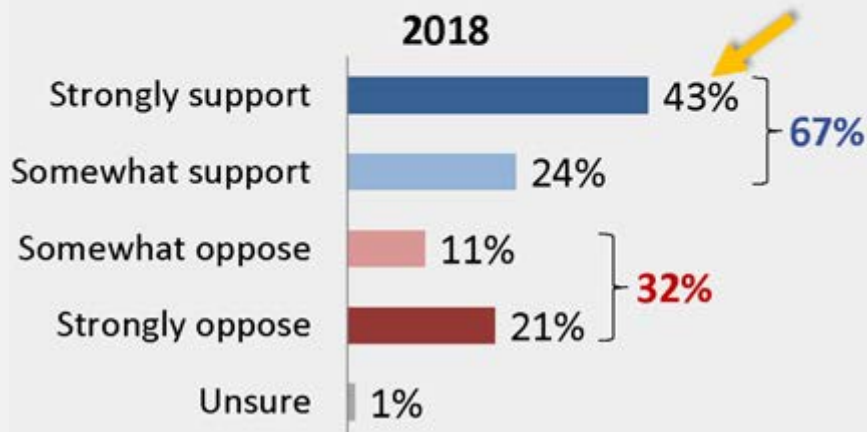
|                         | Support | Oppose |
|-------------------------|---------|--------|
| <b>Gender</b>           |         |        |
| Male                    | 80%     | 20%    |
| Female                  | 55%     | 44%    |
| <b>Time in Alaska</b>   |         |        |
| 0-9 yrs                 | 48%     | 51%    |
| 10-20 yrs               | 62%     | 38%    |
| 20+ yrs                 | 71%     | 28%    |
| <b>Education</b>        |         |        |
| High school/GED         | 71%     | 26%    |
| Some college            | 74%     | 26%    |
| College graduate        | 70%     | 29%    |
| Graduate school         | 52%     | 46%    |
| <b>Household income</b> |         |        |
| <\$40K                  | 59%     | 39%    |
| \$40-60K                | 67%     | 31%    |
| \$60-80K                | 62%     | 37%    |
| \$80-100K               | 71%     | 29%    |
| \$100K +                | 73%     | 26%    |



# Alaska Arctic Offshore Exploration & Production

5% total  
change  
since 2017

Do you support or oppose exploration and production of oil and gas in Alaska's Arctic offshore?



| Location     | Support | Oppose |
|--------------|---------|--------|
| Anchorage    | 67%     | 33%    |
| Southcentral | 76%     | 23%    |
| Interior     | 70%     | 27%    |
| Southeast    | 57%     | 40%    |
| Rural        | 58%     | 42%    |

| Age           | Support | Oppose |
|---------------|---------|--------|
| 18-34 yrs old | 68%     | 30%    |
| 35-44 yrs old | 68%     | 32%    |
| 45-59 yrs old | 69%     | 31%    |
| 60+ yrs old   | 67%     | 32%    |

| Gender | Support | Oppose |
|--------|---------|--------|
| Male   | 78%     | 22%    |
| Female | 57%     | 42%    |

| Party        | Support | Oppose |
|--------------|---------|--------|
| Democrat     | 30%     | 69%    |
| Republican   | 87%     | 12%    |
| Non-Partisan | 60%     | 38%    |
| Undeclared   | 68%     | 31%    |

| Union           | Support | Oppose |
|-----------------|---------|--------|
| Public employee | 58%     | 41%    |
| Other union     | 70%     | 29%    |
| Non-union       | 70%     | 29%    |

| Time in AK | Support | Oppose |
|------------|---------|--------|
| 0-9 yrs    | 60%     | 38%    |
| 10-20 yrs  | 64%     | 36%    |
| 20+ yrs    | 69%     | 30%    |

| Follow local news... | Support | Oppose |
|----------------------|---------|--------|
| Very closely         | 67%     | 31%    |
| Smwht closely        | 68%     | 30%    |
| Not closely          | 67%     | 33%    |

| Ideology       | Support | Oppose |
|----------------|---------|--------|
| Very conserv.  | 91%     | 9%     |
| Smwht conserv. | 87%     | 12%    |
| Moderate       | 62%     | 37%    |
| Smwht liberal  | 33%     | 66%    |
| Very liberal   | 16%     | 83%    |

# Alaska Business Week

A crash course in business



## 2018 Alaska Business Week

Get involved in the program! The **2018 program runs from July 14 to 21** at the Alaska Pacific University in Anchorage.

- Register your high school student
- Sponsor
- Mentor
- Volunteer

For more information contact  
Andy Rogers at (907) 278-2744 or  
[andy@alaskabusinessweek.com](mailto:andy@alaskabusinessweek.com)

# It's your Chamber

Get the most value out of membership



Make new  
business  
connections



Get information  
and insight



Showcase your  
business

# Thank you to our sponsors

DENALI



GOLD



SILVER



BRONZE



PARTNER



HERRINGTON & COMPANY





# Get in touch

## E-mail

You can contact me at

[cthayer@alaskachamber.com](mailto:cthayer@alaskachamber.com)

or call me directly at

(907) 278-2739

## Our address

471 West 36 Avenue, Suite 200

Anchorage, Alaska 99503

## On the web



AlaskaChamber.com



Facebook



Twitter



YouTube