

1  
2  
3  
4  
5  
6  
7  
8  
9  
10  
11  
12

# Hello, Fairbanks!



ALASKA CHAMBER

## Working for Alaska Business

Curtis W. Thayer  
President and CEO



# Chamber profile

## Why we exist



### Our history

Formed in 1953 before Alaska was a state for the purpose of promoting commerce in Alaska.

### Our vision

To be the leading voice advancing Alaska Business.

### Our mission

To promote a healthy business environment in Alaska.

### Our membership

700+ member companies with 100,000+ employees  
and 30+ Local Alaska Chambers



# Our leadership



## Board of Directors

Governed by a volunteer board of directors, the Chamber is a private organization funded primarily by membership dues. It is not a government agency and receives no tax dollars.

## Committees

The Chamber maintains the following committees to help achieve the its mission.

- Executive Committee
- Finance Committee
- Legislative Affairs Committee
- Events Committee



# Business advocacy

We work for you



Pro-Business



Alaska Business  
Report Card



Alaska Business  
Political Action  
Committee



# Legislative advocacy

We follow state and federal legislation important to our members



- The Alaska Chamber stands behind **strong, pro-business legislation** and advocates for issues that affect you.
- Whether addressing policy-making or simply helping to grow your company, the Alaska Chamber is **protecting your interests every day**.
- We ensure the **Voice of Alaska Business** is heard in Juneau and Washington D.C.



# Our priorities for 2018

## Issues affecting Alaska's business climate

### State Priorities

- Support reduction of spending to sustainable levels
- Support comprehensive workers' compensation reform

### Federal Priorities

- Support oil and gas exploration and development in Alaska's federal areas including; the Outer Continental Shelf (OCS), National Petroleum Reserve-Alaska (NPRA), Cook Inlet, and the Arctic National Wildlife Refuge (ANWR)
- Support repeal or reform of the Federal Patient Protection and Affordable Care Act



# Workers' Compensation

## Improving the system



- Alaska Chamber's effort to improve the system: improve efficiencies, improve and reduce medical costs, revise the legal process, and revamp the reemployment benefits system
- Got the bill to the Senate Finance Committee
- Pursued inclusion of our must-haves into another vehicle
- Next steps: A legislative working group was formed to work on the issue this interim



# WHAT IS THE FISH HABITAT MEASURE?

Replaces current permitting system with a complex, costly system

All water and areas surrounding are considered anadromous fish habitat, even if no fish present

Minor vs. major permit

New “mitigation measures”

Prescriptive language



# WHO IS BEHIND THE MEASURE?

Outside  
environmental  
groups

California and  
Washington D.C.  
private foundations

Outside  
billionaires



# THE MYTHS

NOT TRUE

Alaska does not adequately protect our fish habitat.

NOT TRUE

We have not increased fish habitat protections in 60 years.

NOT TRUE

We don't use science to guide permitting.

NOT TRUE

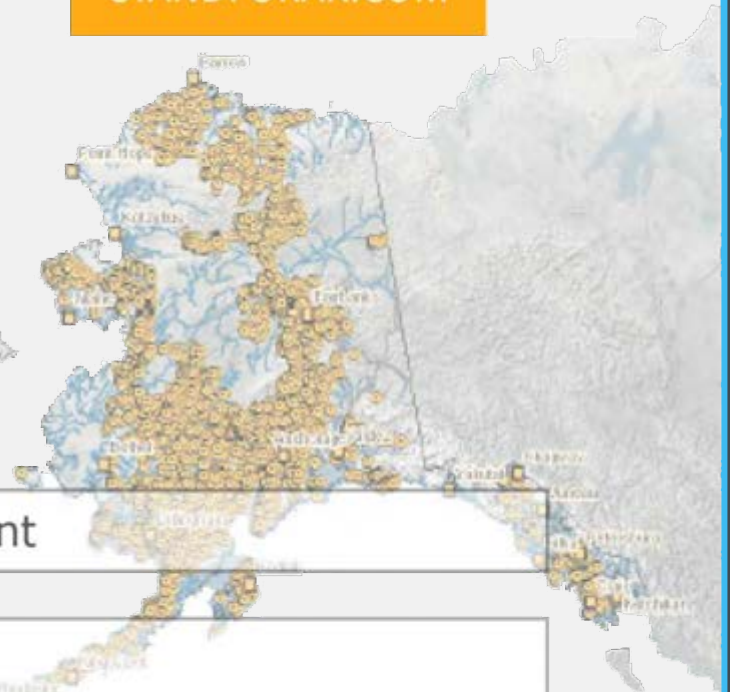
There's no opportunity for public input.

NOT TRUE

This won't impact existing projects.



# THE FACTS



National model for fishery management



ADF&G uses robust scientific process



Fish habitat protections are expanded to new areas each year



18 state and federal policies that protect fish habitat



Public comment on major permits



No grandfather clause

1  
2  
3  
4  
5  
6  
7  
8  
9  
10  
11  
12



# JOB LOSS + SLOWED ECONOMY

Oil and Gas

Mining

Construction

Forestry

Tourism



# TAKEAWAY

This ballot measure is a radical overhaul of regulations with serious unintended consequences.

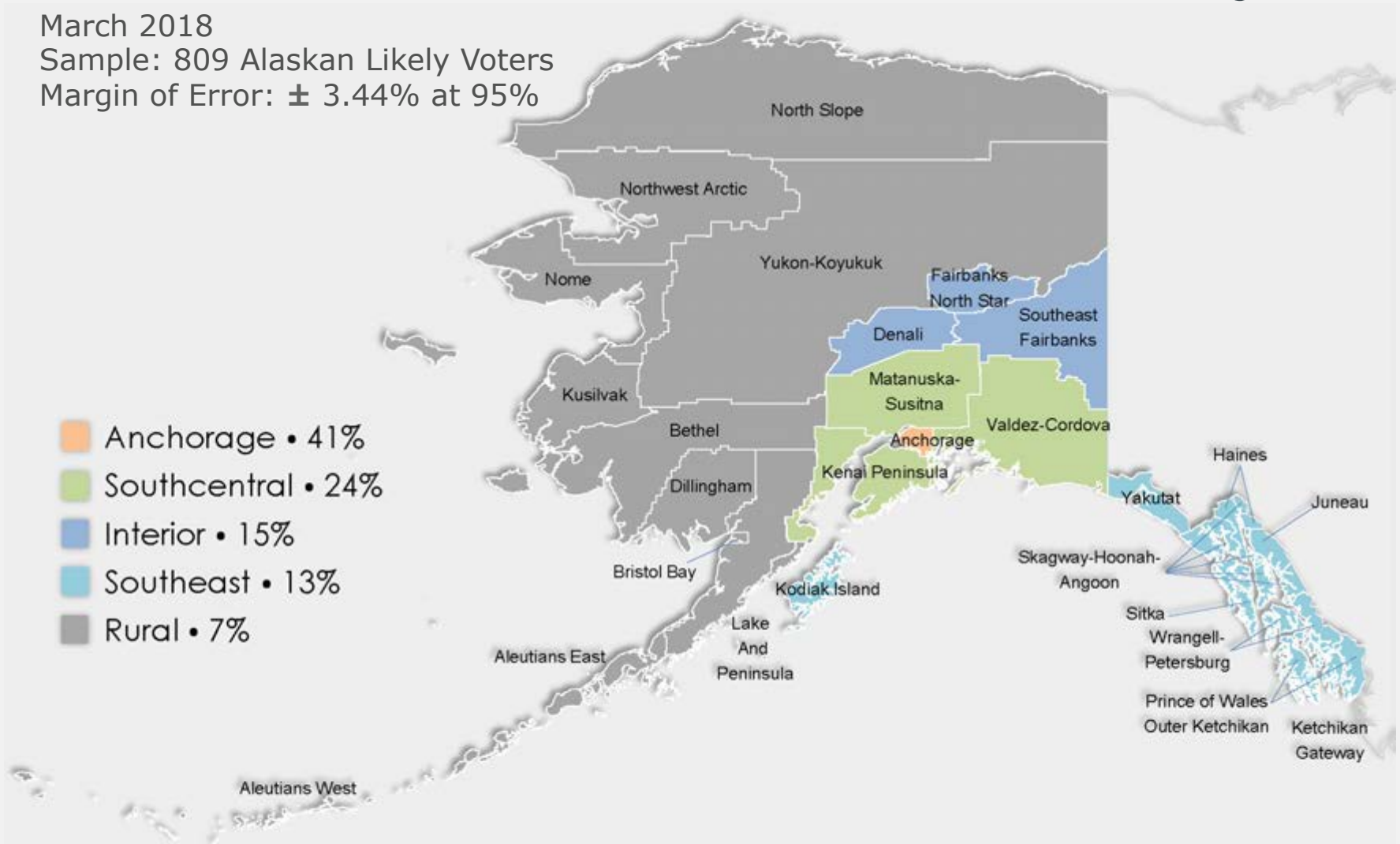


# Alaska Public Opinion Survey

March 2018

Sample: 809 Alaskan Likely Voters

Margin of Error:  $\pm 3.44\%$  at 95%





# Alaska's Current Economy

Generally speaking, how would you rate Alaska's current economy?

2014\* 2015 2016 2017 2018

## Very good/Good

2018: 38%

2017: 37%

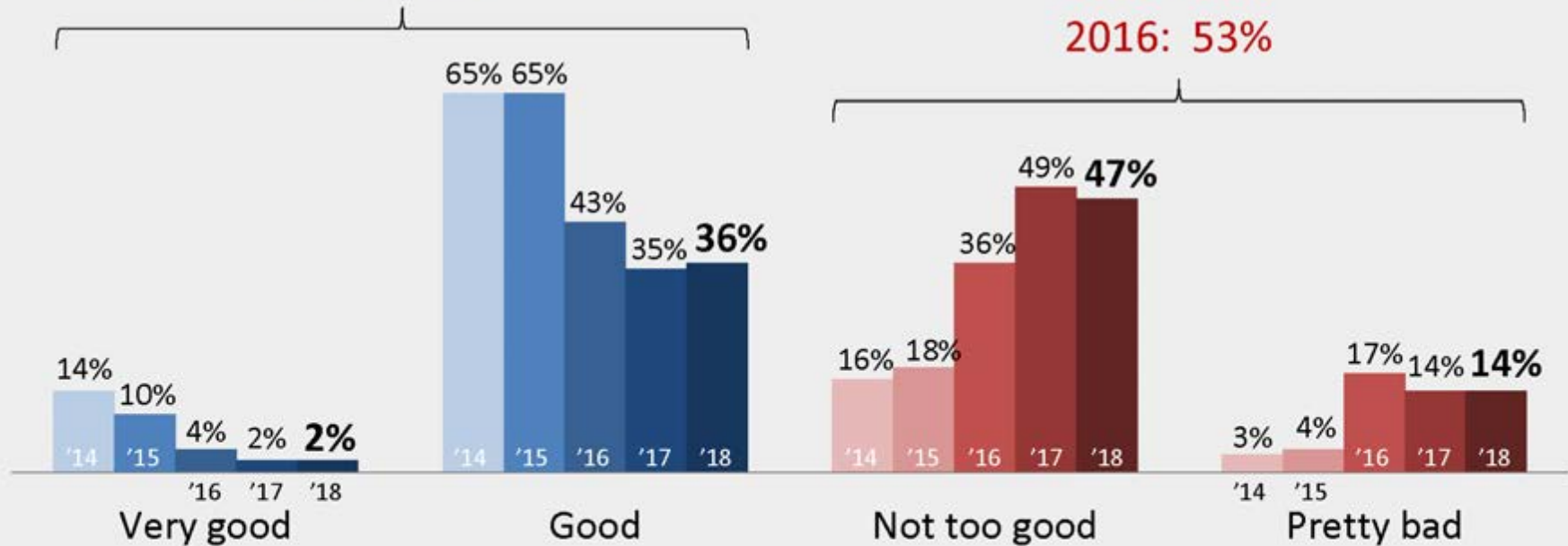
2016: 47%

## Not too good/Pretty bad

2018: 61%

2017: 63%

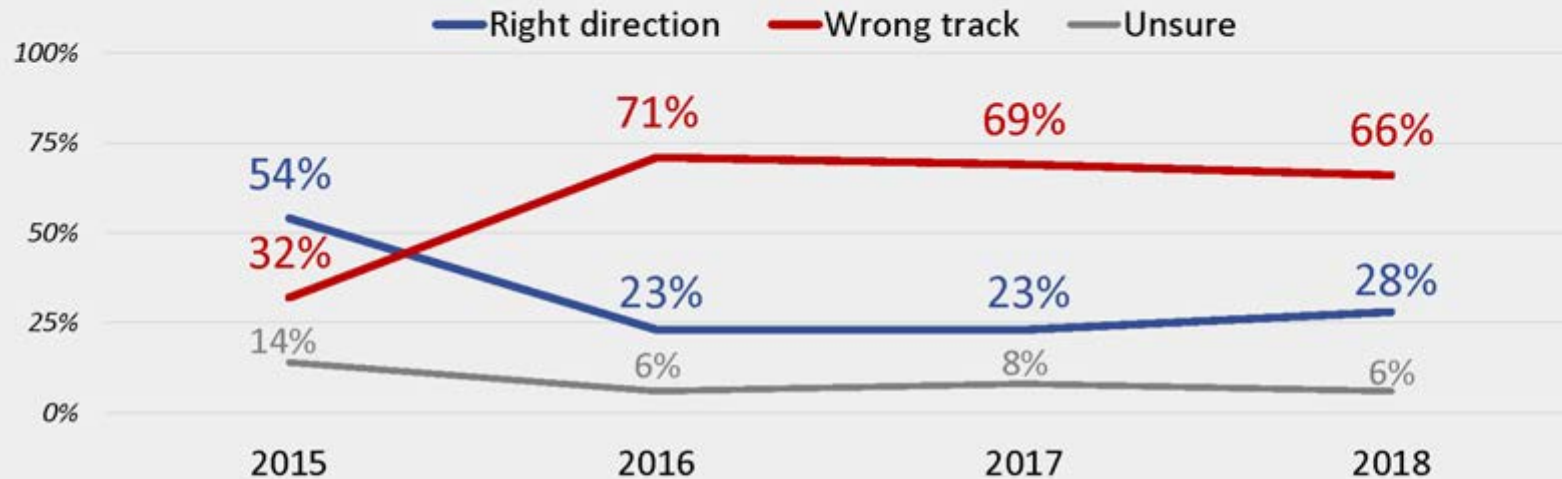
2016: 53%





# Direction of State

Thinking about Alaska right now, do you think things are headed in the right direction, or do you think things have gotten off on the wrong track?



Location	Right direction	Wrong track
Anchorage	28%	65%
Southcentral	24%	70%
Interior	22%	71%
Southeast	34%	59%
Rural	45%	54%

Gender	Right direction	Wrong track
Male	30%	64%
Female	26%	67%

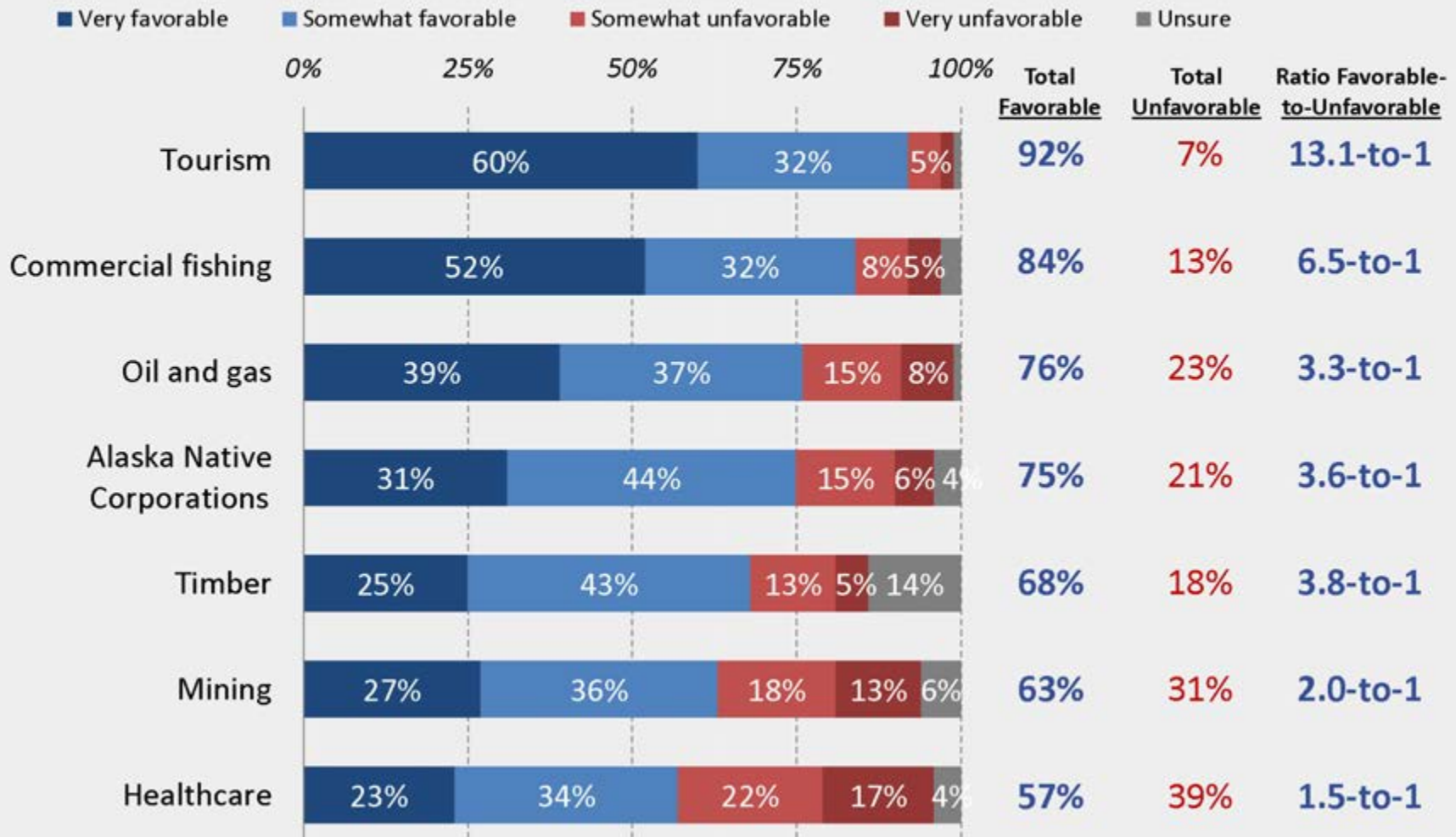
Party	Right direction	Wrong track
Democrat	38%	54%
Republican	25%	71%
Non-Partisan	31%	63%
Undeclared	27%	66%

Age	Right direction	Wrong track
18-34 yrs old	30%	66%
35-44 yrs old	30%	62%
45-59 yrs old	25%	70%
60+ yrs old	29%	64%



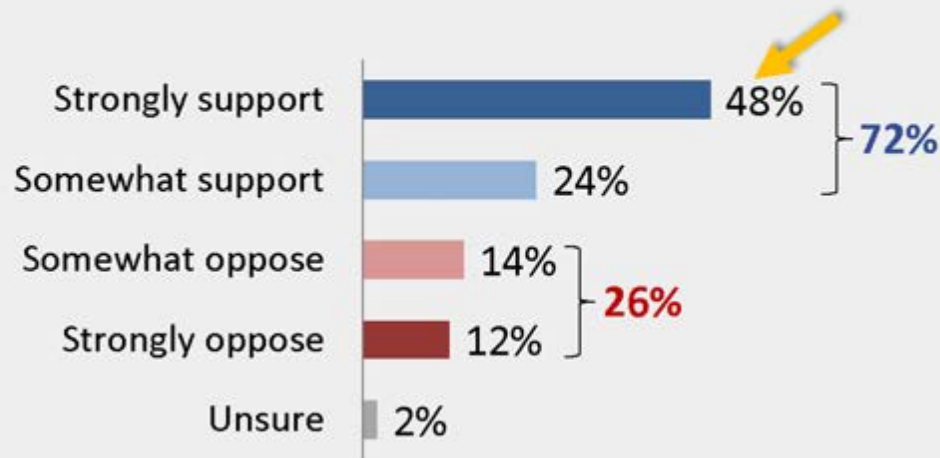
# Industry Favorability

*I'm going to read the names of some sectors in Alaska's economy. Please tell me whether you have a favorable or unfavorable opinion of each.*





# Make cuts to state spending.



Location	Support	Oppose
Anchorage	73%	26%
Southcentral	81%	16%
Interior	63%	33%
Southeast	62%	34%
Rural	68%	32%

Age	Support	Oppose
18-34 yrs old	67%	32%
35-44 yrs old	75%	23%
45-59 yrs old	75%	22%
60+ yrs old	68%	29%

Gender	Support	Oppose
Male	74%	23%
Female	69%	29%

Party	Support	Oppose
Democrat	45%	52%
Republican	86%	13%
Non-Partisan	73%	26%
Undeclared	70%	27%

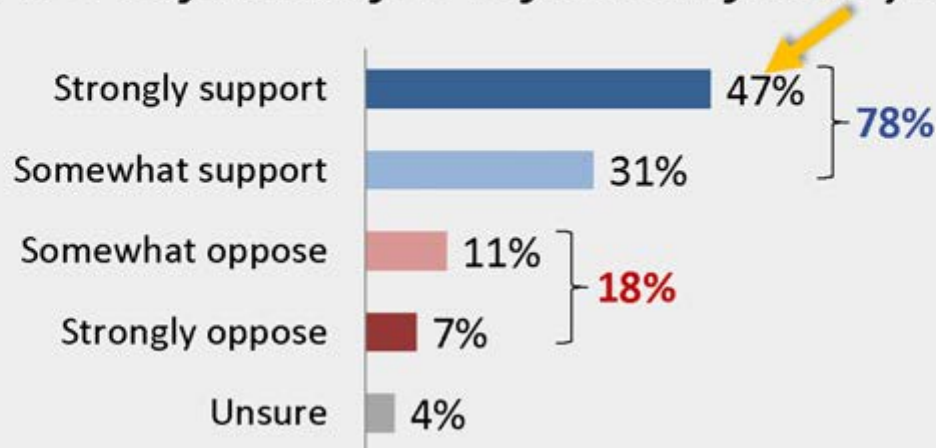
Union	Support	Oppose
Public employee	55%	42%
Other union	77%	21%
Non-union	75%	23%

Ideology	Support	Oppose
Very conserv.	91%	7%
Smwht conserv.	87%	11%
Moderate	68%	30%
Smwht liberal	42%	54%
Very liberal	39%	61%

Household income	Support	Oppose
<\$40K	65%	30%
\$40-60K	73%	26%
\$60-80K	67%	27%
\$80-100K	77%	22%
\$100K +	75%	25%



*Putting in place a spending cap on state spending. The cap would be adjusted for inflation from year-to-year.*



Location	Support	Oppose
Anchorage	75%	21%
Southcentral	89%	9%
Interior	77%	21%
Southeast	71%	25%
Rural	83%	17%

Age	Support	Oppose
18-34 yrs old	82%	15%
35-44 yrs old	78%	20%
45-59 yrs old	83%	16%
60+ yrs old	74%	21%

Gender	Support	Oppose
Male	79%	19%
Female	77%	19%

Party	Support	Oppose
Democrat	54%	39%
Republican	90%	8%
Non-Partisan	77%	21%
Undeclared	79%	17%

Union	Support	Oppose
Public employee	68%	30%
Other union	84%	13%
Non-union	80%	17%

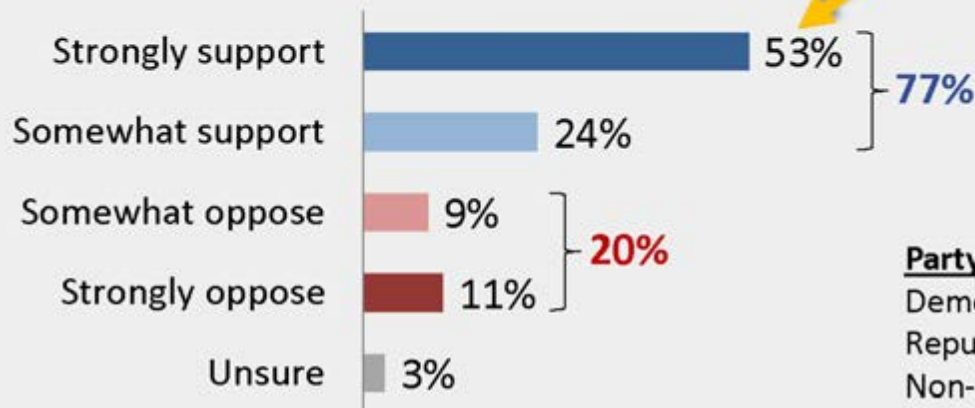
Ideology	Support	Oppose
Very conserv.	89%	8%
Smwht conserv.	90%	9%
Moderate	76%	19%
Smwht liberal	58%	36%
Very liberal	51%	43%

Household income	Support	Oppose
<\$40K	79%	17%
\$40-60K	83%	13%
\$60-80K	81%	15%
\$80-100K	82%	18%
\$100K +	77%	23%



# Medicaid Work Requirements

Some states are considering adding work requirements for some people who receive health insurance through Medicaid, the government health insurance program for low-income individuals. Do you support or oppose requiring low-income, able-bodied adults without young children, to work in order to receive Medicaid benefits?



Location	Total Support	Total Oppose
Anchorage	76%	21%
Southcentral	81%	16%
Interior	83%	13%
Southeast	66%	30%
Rural	72%	26%

Gender	Total Support	Total Oppose
Male	80%	18%
Female	74%	22%

Party	Total Support	Total Oppose
Democrat	53%	43%
Republican	90%	8%
Non-Partisan	70%	27%
Undeclared	78%	18%

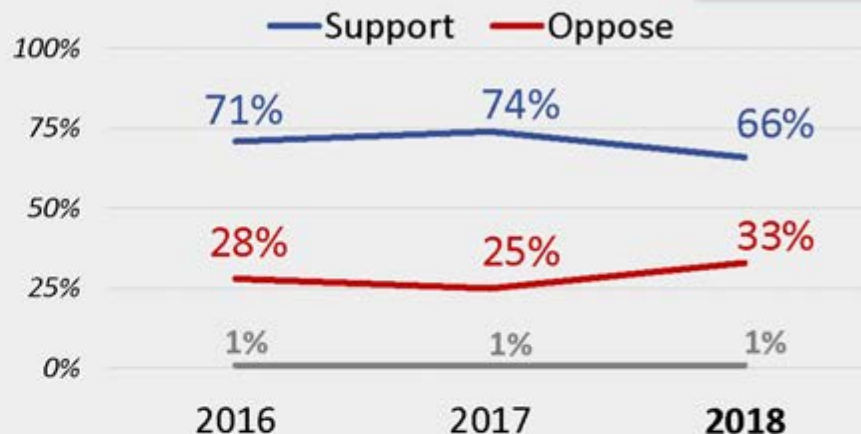
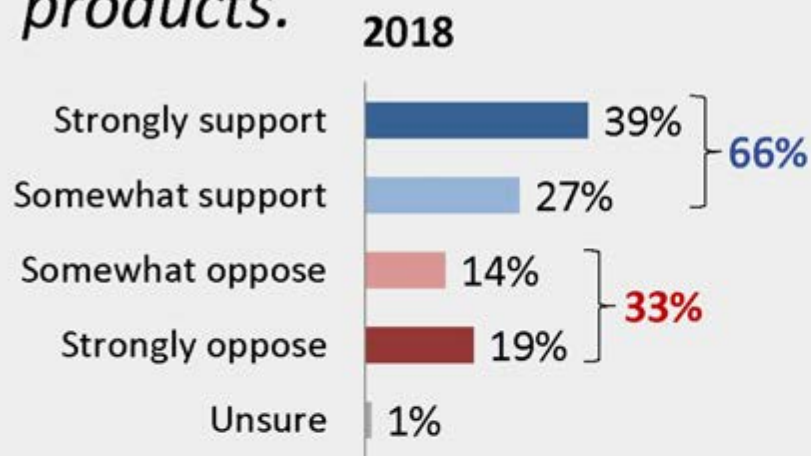
Ideology	Total Support	Total Oppose
Very conservative	93%	5%
Somewhat conservative	90%	8%
Moderate	75%	23%
Somewhat liberal	63%	33%
Very liberal	27%	65%

Age	Total Support	Total Oppose
18-34 yrs old	79%	17%
35-44 yrs old	76%	22%
45-59 yrs old	77%	20%
60+ yrs old	76%	20%



# Increasing the tax on alcohol and tobacco products.

16% total change since 2017



Location	Support	Oppose
Anchorage	68%	31%
Southcentral	56%	44%
Interior	75%	24%
Southeast	67%	31%
Rural	72%	28%

Age	Support	Oppose
18-34 yrs old	76%	24%
35-44 yrs old	68%	32%
45-59 yrs old	65%	35%
60+ yrs old	62%	37%

Gender	Support	Oppose
Male	59%	40%
Female	75%	25%

Party	Support	Oppose
Democrat	77%	22%
Republican	64%	36%
Non-Partisan	68%	31%
Undeclared	64%	35%

Education	Support	Oppose
High school/GED	59%	40%
Some college	66%	34%
College graduate	66%	34%
Graduate school	75%	25%

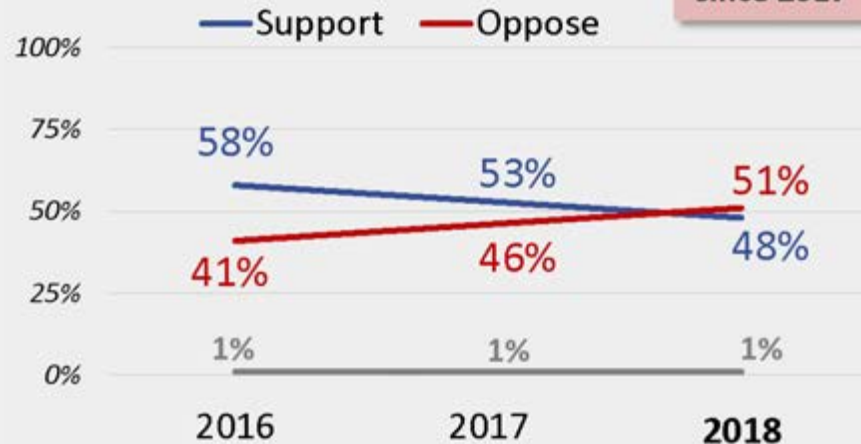
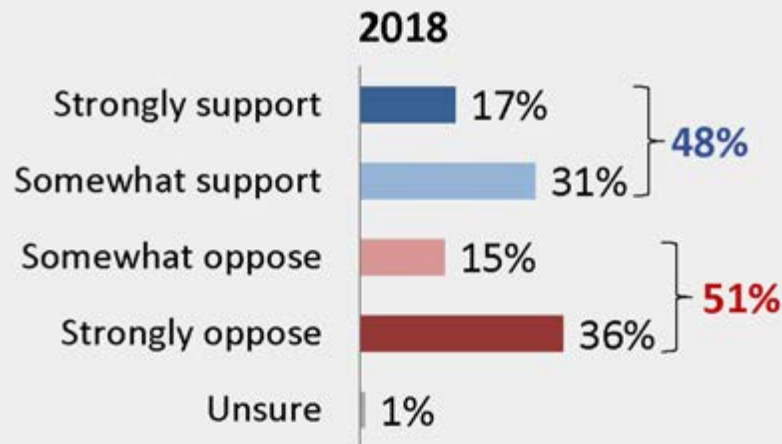
Household income	Support	Oppose
<\$40K	71%	28%
\$40-60K	66%	34%
\$60-80K	65%	35%
\$80-100K	61%	38%
\$100K +	69%	30%





# Introducing a state sales tax.

10% total  
change  
since 2017



Location	Support	Oppose
Anchorage	51%	48%
Southcentral	49%	51%
Interior	48%	51%
Southeast	43%	54%
Rural	35%	65%

Gender	Support	Oppose
Male	46%	53%
Female	49%	50%

Party	Support	Oppose
Democrat	64%	36%
Republican	40%	59%
Non-Partisan	49%	50%
Undeclared	48%	51%

Union	Support	Oppose
Public employee	57%	40%
Other union	41%	59%
Non-union	47%	52%

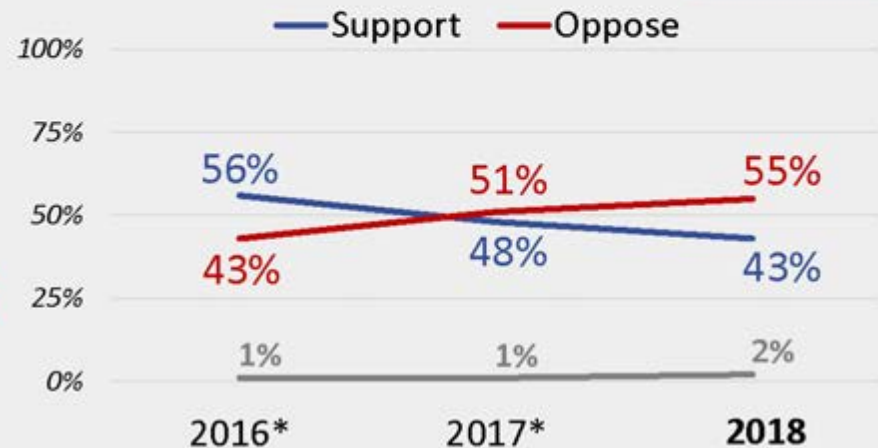
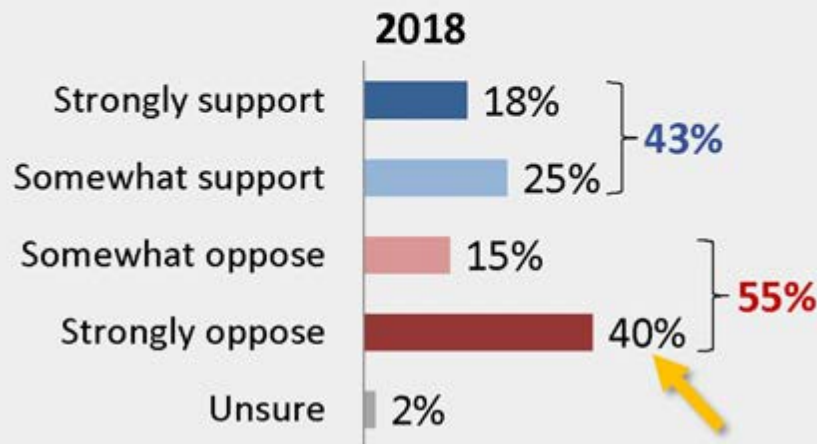
Education	Support	Oppose
High school/GED	35%	63%
Some college	45%	55%
College graduate	51%	48%
Graduate school	58%	41%

Household income	Support	Oppose
<\$40K	46%	53%
\$40-60K	40%	59%
\$60-80K	44%	56%
\$80-100K	53%	46%
\$100K +	53%	47%



# Use of some Permanent Fund earnings while guaranteeing a dividend equal to the historical average of \$1,200.

9% total change since 2017



Location	Support	Oppose
Anchorage	48%	51%
Southcentral	32%	64%
Interior	33%	64%
Southeast	56%	42%
Rural	44%	56%

Age	Support	Oppose
18-34 yrs old	38%	58%
35-44 yrs old	43%	56%
45-59 yrs old	44%	55%
60+ yrs old	44%	53%

Gender	Support	Oppose
Male	42%	56%
Female	44%	54%

Party	Support	Oppose
Democrat	61%	37%
Republican	35%	64%
Non-Partisan	48%	51%
Undeclared	41%	57%

Union	Support	Oppose
Public employee	53%	47%
Other union	35%	63%
Non-union	41%	56%

Education	Support	Oppose
High school/GED	29%	70%
Some college	33%	66%
College graduate	46%	52%
Graduate school	61%	38%

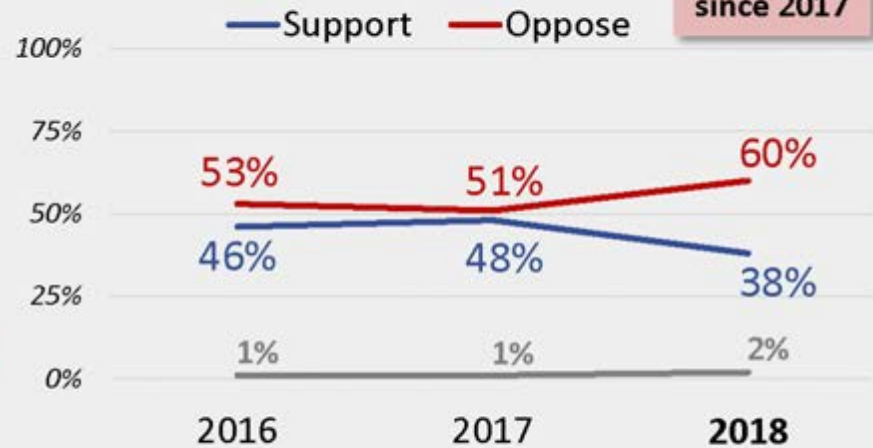
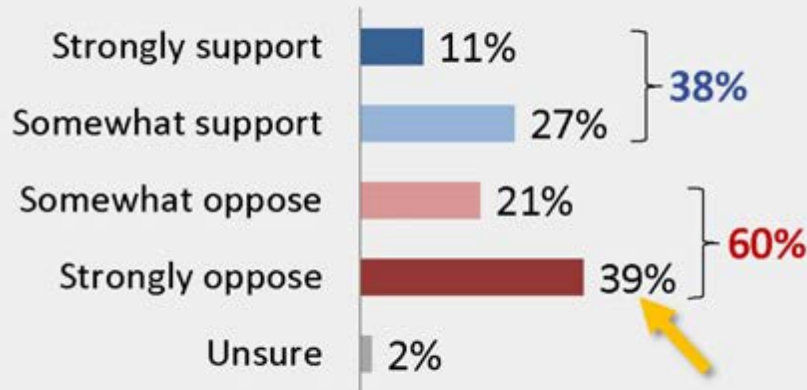
Household income	Support	Oppose
<\$40K	40%	57%
\$40-60K	33%	62%
\$60-80K	41%	59%
\$80-100K	53%	46%
\$100K +	46%	52%



# Increasing the gasoline tax, excluding home heating fuel.

19% total  
change  
since 2017

2018



Location	Support	Oppose
Anchorage	41%	56%
Southcentral	33%	64%
Interior	30%	67%
Southeast	43%	55%
Rural	39%	60%

Age	Support	Oppose
18-34 yrs old	37%	59%
35-44 yrs old	35%	63%
45-59 yrs old	37%	62%
60+ yrs old	41%	56%

Gender	Support	Oppose
Male	37%	62%
Female	38%	58%

Party	Support	Oppose
Democrat	53%	44%
Republican	26%	72%
Non-Partisan	44%	56%
Undeclared	39%	58%

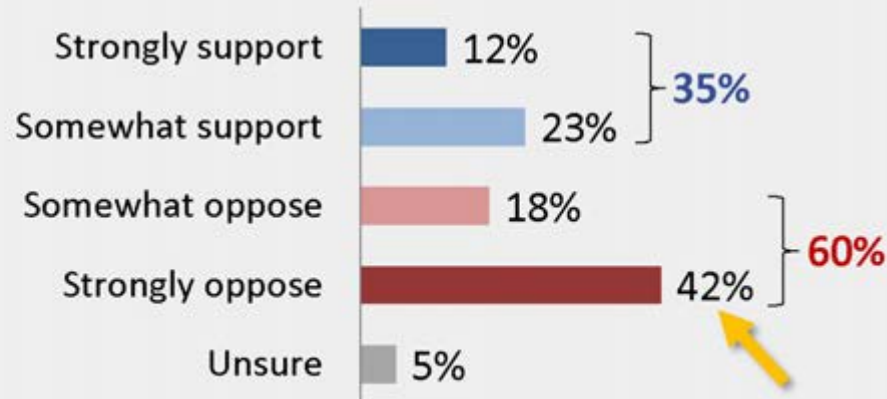
Union	Support	Oppose
Public employee	49%	50%
Other union	32%	68%
Non-union	37%	61%

Household income	Support	Oppose
<\$40K	34%	63%
\$40-60K	35%	64%
\$60-80K	36%	63%
\$80-100K	43%	55%
\$100K +	43%	55%

Education	Support	Oppose
High school/GED	28%	69%
Some college	34%	65%
College graduate	38%	60%
Graduate school	52%	47%



# A 1.5% payroll tax that would expire in 3 years unless extended by the Governor and Legislature.



Location	Support	Oppose
Anchorage	36%	61%
Southcentral	29%	62%
Interior	40%	55%
Southeast	39%	56%
Rural	37%	61%

Age	Support	Oppose
18-34 yrs old	41%	54%
35-44 yrs old	36%	60%
45-59 yrs old	28%	67%
60+ yrs old	38%	55%

Gender	Support	Oppose
Male	37%	60%
Female	33%	60%
Party	Support	Oppose
Democrat	53%	41%
Republican	23%	71%
Non-Partisan	40%	59%
Undeclared	37%	56%

Union	Support	Oppose
Public employee	42%	53%
Other union	26%	71%
Non-union	35%	60%

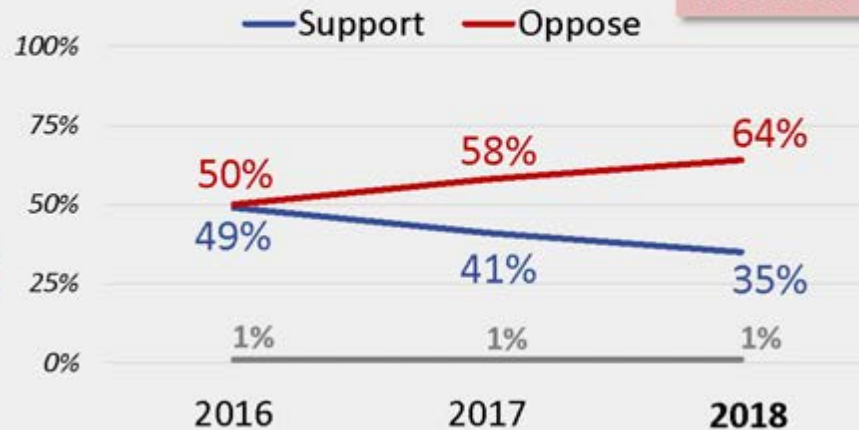
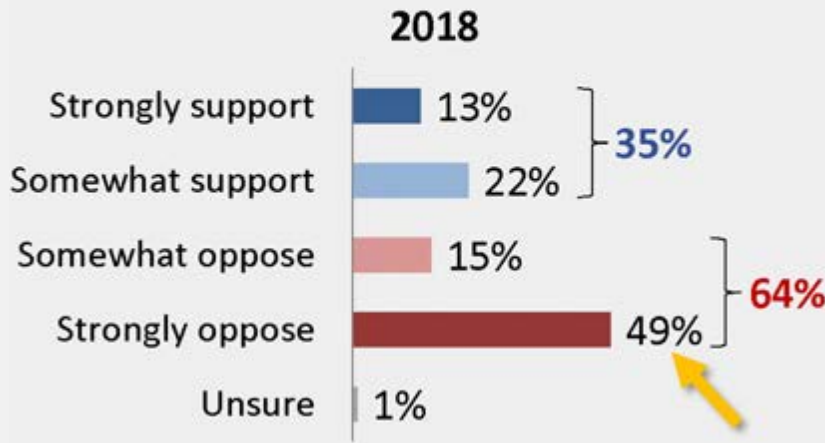
Employment	Support	Oppose
Full-time	33%	63%
Part-time	41%	55%
Homemaker	31%	51%
Student	46%	54%
Unemployed	22%	71%
Retired	42%	50%

Household income	Support	Oppose
<\$40K	39%	56%
\$40-60K	35%	54%
\$60-80K	35%	58%
\$80-100K	34%	61%
\$100K +	35%	62%



# Introducing a state personal income tax.

12% total  
change  
since 2017



Location	Support	Oppose
Anchorage	35%	63%
Southcentral	29%	69%
Interior	36%	61%
Southeast	41%	55%
Rural	37%	63%

Age	Support	Oppose
18-34 yrs old	32%	64%
35-44 yrs old	32%	66%
45-59 yrs old	32%	67%
60+ yrs old	40%	57%

Gender	Support	Oppose
Male	33%	66%
Female	37%	60%

Party	Support	Oppose
Democrat	65%	33%
Republican	20%	78%
Non-Partisan	36%	62%
Undeclared	36%	62%

Union	Support	Oppose
Public employee	44%	54%
Other union	33%	68%
Non-union	33%	64%

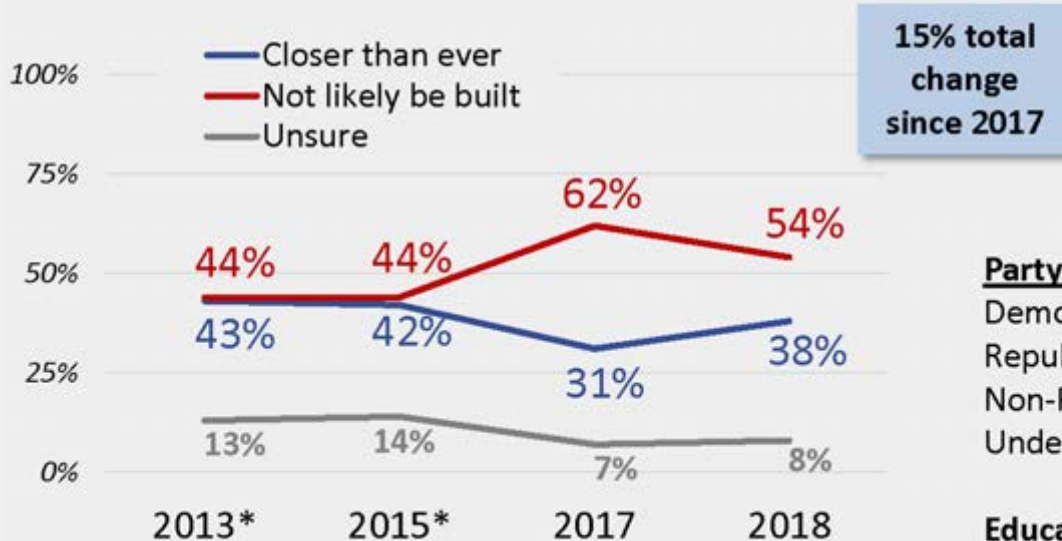
Employment	Support	Oppose
Full-time	32%	66%
Part-time	38%	62%
Homemaker	28%	68%
Student	45%	55%
Unemployed	35%	61%
Retired	44%	54%

Household income	Support	Oppose
<\$40K	33%	60%
\$40-60K	31%	68%
\$60-80K	35%	63%
\$80-100K	34%	66%
\$100K +	36%	62%



# Natural Gas Pipeline

Please tell me which of the following two statements comes closest to your view regarding a potential natural gas pipeline from the North Slope: *Alaska is closer than ever to getting a natural gas pipeline built* –or– *A natural gas pipeline will not likely be built in the foreseeable future*



Location	Closer than ever	Not likely to be built	Unsure
Anchorage	39%	55%	6%
Southcentral	39%	54%	7%
Interior	34%	57%	8%
Southeast	40%	52%	8%
Rural	37%	48%	15%

Party	Closer than ever	Not likely to be built	Unsure
Democrat	33%	58%	10%
Republican	44%	50%	6%
Non-Partisan	38%	58%	4%
Undeclared	36%	54%	10%

Education	Closer than ever	Not likely to be built	Unsure
High school/GED	53%	39%	7%
Some college	40%	51%	9%
College graduate	34%	59%	7%
Graduate school	28%	66%	6%

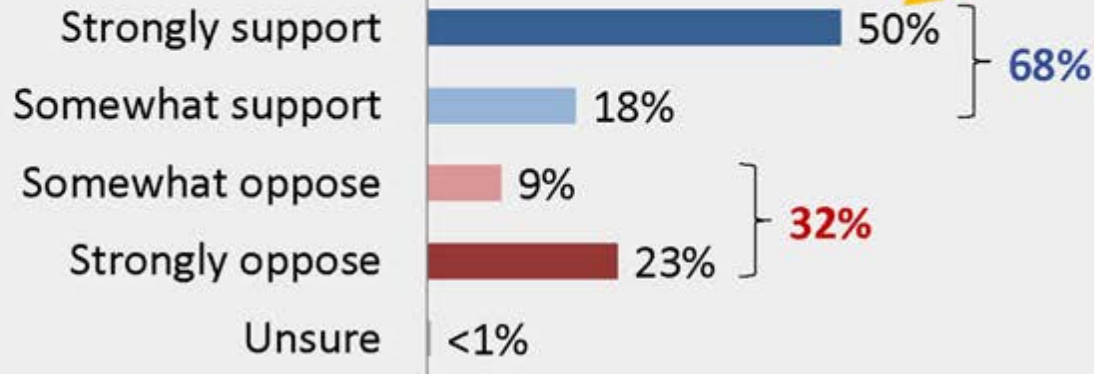
Union	Closer than ever	Not likely to be built	Unsure
Public employee	35%	59%	6%
Other union	59%	38%	3%
Non-union	36%	57%	7%



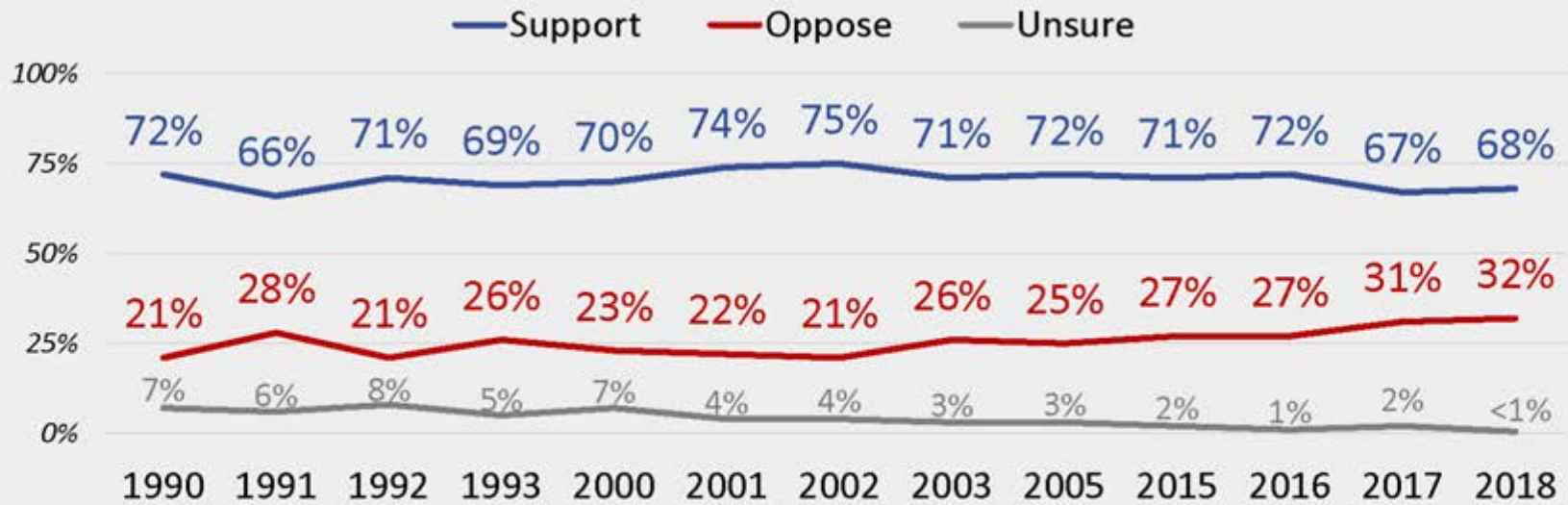
# ANWR Exploration & Production

Do you support or oppose exploration and production of oil and gas in a portion of ANWR, that is the Arctic National Wildlife Refuge?

2018



No net  
change  
since 2017





# ANWR Exploration & Production, cont'd

Do you support or oppose exploration and production of oil and gas in a portion of ANWR, that is the Arctic National Wildlife Refuge?

	Support	Oppose
Overall	68%	32%

## Location

Anchorage	65%	34%
Southcentral	78%	22%
Interior	71%	29%
Southeast	58%	40%
Rural	57%	43%

## Age

18-34 yrs old	58%	41%
35-44 yrs old	66%	33%
45-59 yrs old	70%	29%
60+ yrs old	71%	28%

## Party

Democrat	27%	72%
Republican	90%	10%
Non-Partisan	64%	36%
Undeclared	66%	33%

## Union

Public employee	56%	43%
Other union	81%	17%
Non-union	69%	29%

## Gender

	Support	Oppose
Male	80%	20%
Female	55%	44%

## Time in Alaska

0-9 yrs	48%	51%
10-20 yrs	62%	38%
20+ yrs	71%	28%

## Education

High school/GED	71%	26%
Some college	74%	26%
College graduate	70%	29%
Graduate school	52%	46%

## Household income

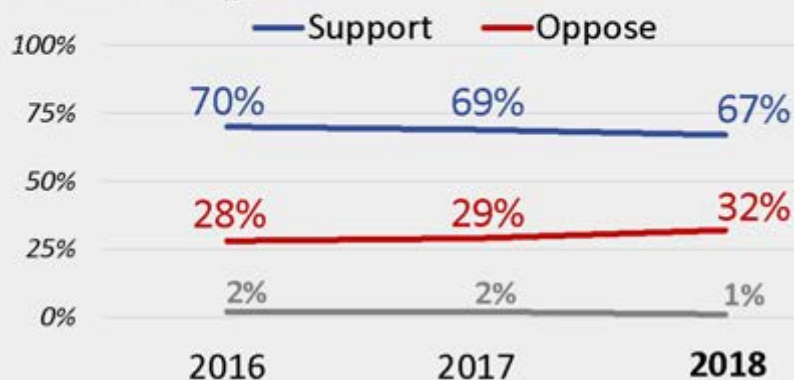
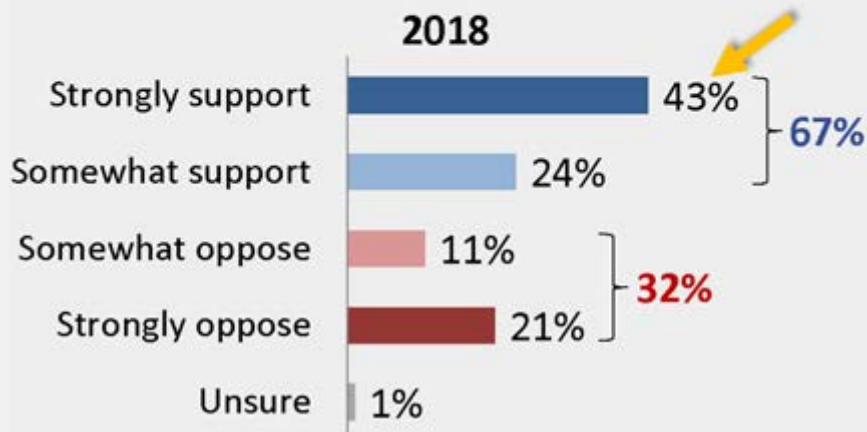
<\$40K	59%	39%
\$40-60K	67%	31%
\$60-80K	62%	37%
\$80-100K	71%	29%
\$100K +	73%	26%



# Alaska Arctic Offshore Exploration & Production

5% total  
change  
since 2017

Do you support or oppose exploration and production of oil and gas in Alaska's Arctic offshore?



Location	Support	Oppose
Anchorage	67%	33%
Southcentral	76%	23%
Interior	70%	27%
Southeast	57%	40%
Rural	58%	42%

Age	Support	Oppose
18-34 yrs old	68%	30%
35-44 yrs old	68%	32%
45-59 yrs old	69%	31%
60+ yrs old	67%	32%

Gender	Support	Oppose
Male	78%	22%
Female	57%	42%

Party	Support	Oppose
Democrat	30%	69%
Republican	87%	12%
Non-Partisan	60%	38%
Undeclared	68%	31%

Union	Support	Oppose
Public employee	58%	41%
Other union	70%	29%
Non-union	70%	29%

Time in AK	Support	Oppose
0-9 yrs	60%	38%
10-20 yrs	64%	36%
20+ yrs	69%	30%

Follow local news...	Support	Oppose
Very closely	67%	31%
Smwht closely	68%	30%
Not closely	67%	33%

Ideology	Support	Oppose
Very conserv.	91%	9%
Smwht conserv.	87%	12%
Moderate	62%	37%
Smwht liberal	33%	66%
Very liberal	16%	83%



# Alaska Business Week

A crash course in business



## 2018 Alaska Business Week

Get involved in the program! The **2018 program runs from July 14 to 21** at the Alaska Pacific University in Anchorage.

- Register your high school student
- Sponsor
- Mentor
- Volunteer

For more information contact  
Andy Rogers at (907) 278-2744 or  
[andy@alaskabusinessweek.com](mailto:andy@alaskabusinessweek.com)



# It's your Chamber

Get the most value out of membership



Make new  
business  
connections



Get information  
and insight



Showcase your  
business



# Thank you to our sponsors!

DENALI



GOLD



SILVER



BRONZE



PARTNER



HERRINGTON & COMPANY





# Get in touch

## E-mail

You can contact me at

[cthayer@alaskachamber.com](mailto:cthayer@alaskachamber.com)

or call me directly at

(907) 278-2739

## Our address

471 West 36 Avenue, Suite 200

Anchorage, Alaska 99503

## On the web



AlaskaChamber.com



Facebook



Twitter



YouTube