



The Voice of Alaska Business

Kati Capozzi
President and CEO

Greater Wasilla Chamber of Commerce 6/4/19

Who We Are



Our history

Formed in 1953 before Alaska was a state for the purpose of promoting commerce in Alaska.

Our vision

To be the leading voice advancing Alaska business.

Our mission

To promote a healthy business environment in Alaska.

Our membership

700+ member companies with 100,000+ employees
and 30+ local Alaska Chambers

Our Board

- 70+ Board of Directors
- 9 Member Executive Committee
- 20 elected representatives from each Alaska Senate District
- 10 elected At-Large representatives from the general membership
- 14 Board members appointed by the Chair
- A representative from 30+ local Alaska chambers of commerce
- A representative from 3 Outside chambers of commerce




Advocacy



Promote pro-business policies in Juneau and Washington D.C.



Hold legislators accountable for their voting record



Support pro-business candidates

Our Priorities for 2019

State Priorities


- Support reduction of spending to sustainable levels
- Support a meaningful cap on operating budget expenditures
- Support comprehensive workers' compensation reform

Federal Priorities

- Support oil and gas exploration and development in Alaska's federal areas including; the Outer Continental Shelf (OCS), National Petroleum Reserve-Alaska (NPRA), Cook Inlet, and the Arctic National Wildlife Refuge (ANWR)
- Support reform of the Federal Patient Protection and Affordable Care Act

View our current priorities and positions at alaskachamber.com/priorities-and-positions.

Amplifying Our Message



THE ALASKA BUSINESS
REPORT CARD

[ABOUT](#) [HOW WE SCORE](#) [REPORT CARD](#) [HISTORICAL RECORD](#)

ABOUT


The Alaska Business Report Card (ABRC) for private sector investment, jobs and employ tens of thousands of Alaskans:

[Alaska Chamber](#)
[Alaska Wins](#)
[Resource Development Council for Alaska](#)

The ABRC grades all 60 Alaska state legislative business sector. At the start of the legislative session, the Governor, expectations


During each legislative session, the ABRC Alaska's private sector. The ABRC looks government and that strengthen Alaska

We track how legislators voted on important sponsored and, depending on the level of legislators' scores and grades are based [Score](#) section of this website.



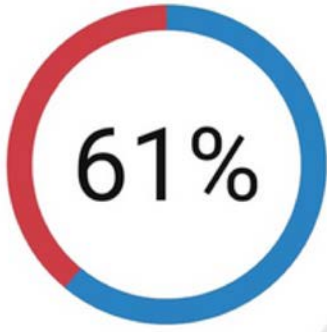
File - In this Thursday, Oct. 19, 2017, file photo, people enter the Alaska State Capitol, in Juneau, Alaska. (File)

As Alaskans, we face these fiscally uncertain times together. With the private sector's success




Alaska Chamber
May 2 at 11:04 AM · 🌐

Alaskans agree! 61% support a state spending cap according to our recent poll (<https://bit.ly/2DJEjyN>). It's time to take action on this issue.
[#akleg](#) [#akgov](#)



61% of Alaskans support a state spending cap

Survey conducted among 705 likely Alaska voters
Fielded: March 27-31, 2019
Margin of Error: ±3.69%



ALASKA CHAMBER

It's Your Chamber



Make new
business
connections



Gain access to
government
officials and
influencers



Help shape Alaska's
economic future

Alaska Chamber Health Plan

Small businesses need
cost-saving options and
the Alaska Chamber
~~has the solution~~

^
hopes to have
the solution



ACHP
ALASKA CHAMBER HEALTH PLAN

2019 Alaska Opinion Survey Results



survey conducted for

ALASKA CHAMBER

by

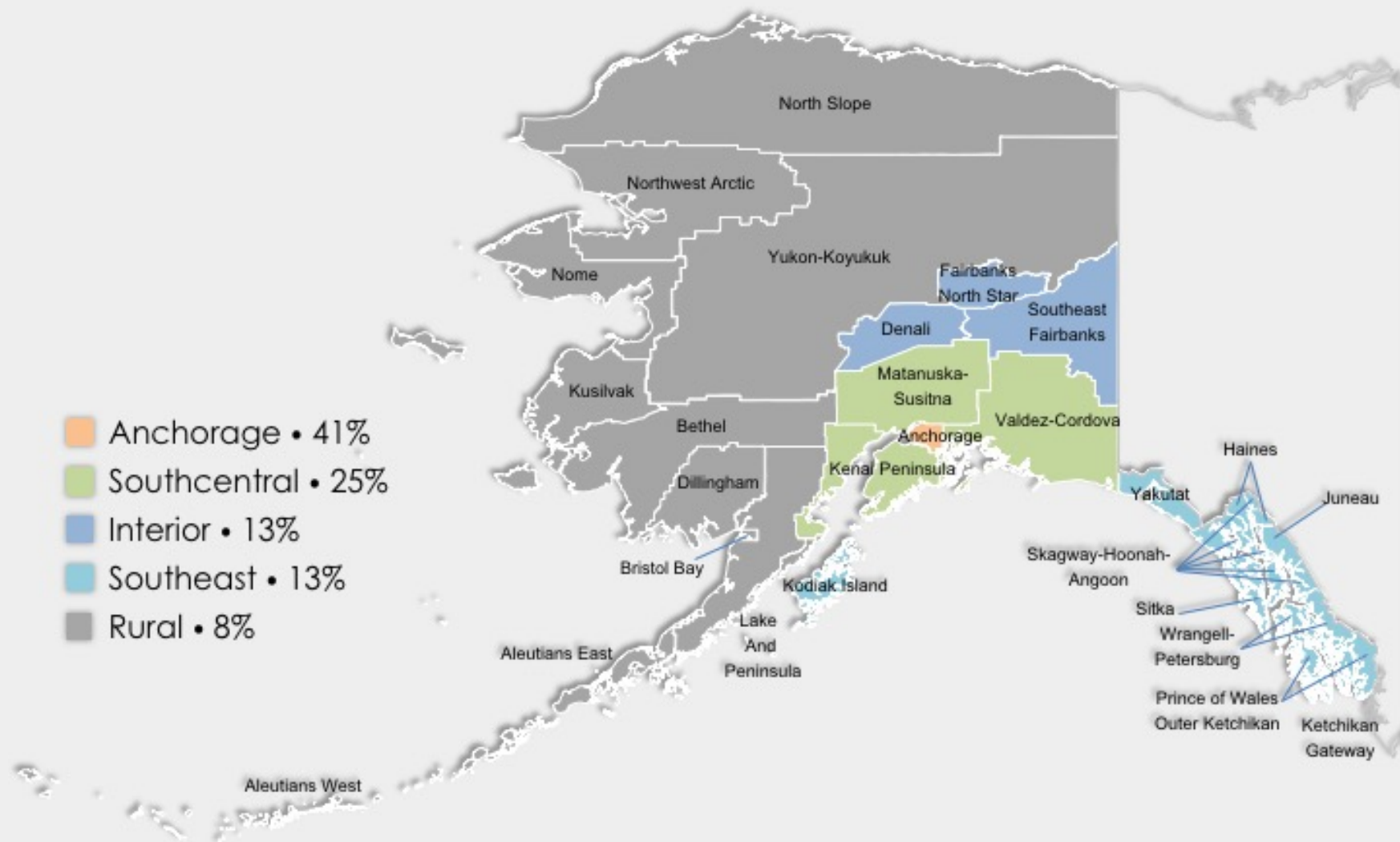


DITTMAN

Methodology

- Fielded: March 27-31, 2019
- Sample:
 - 705 Statewide likely voters
 - Interview quotas by location, age and gender
- Interview Method:
 - Live interviewer telephone survey
 - 60% landline, 40% cell phone
- Weighting:
 - Based on most recent Alaska voter statistics
 - Highly representative sample in terms of age, gender, education level, political registration and geographic location
- Margin of Error:
 - $\pm 3.69\%$ at 95% confidence interval for total sample
- Tracking:
 - Results from the following Alaska Chamber surveys have been included for tracking purposes where applicable:
 - Feb 2018, Statewide n=809 likely voters, 40% Cell, $\pm 3.44\%$ MOE
 - Feb 2017, Statewide n=808 likely voters, 25% Cell, $\pm 3.44\%$ MOE
 - Mar 2016, Statewide n=404 likely voters, 25% Cell, $\pm 4.87\%$ MOE

Geographic Representation



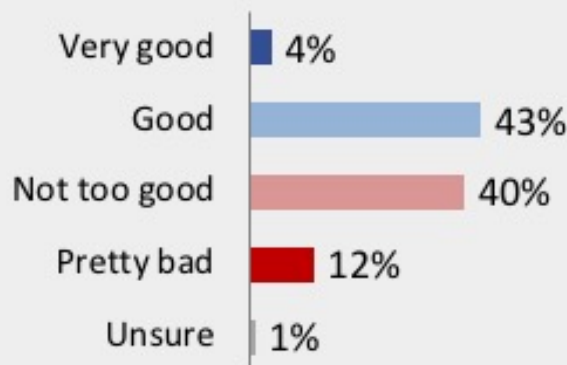


Economy

Alaska's Current Economy

18% total change
since 2018

Generally speaking, how would you rate Alaska's current economy?

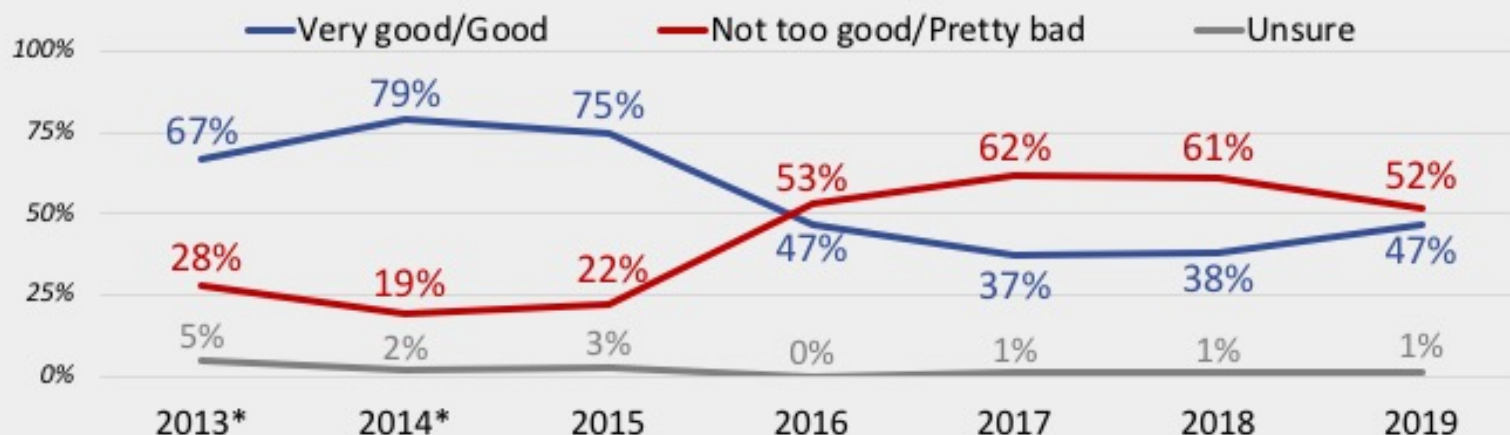


Location	Total Good	Total Bad
Anchorage	44%	55%
Southcentral	48%	50%
Interior	54%	46%
Southeast	44%	55%
Rural	40%	58%

Time in AK	Total Good	Total Bad
0-9 yrs in AK	65%	35%
10-20 yrs in AK	52%	48%
20+ yrs in AK	43%	55%

Party	Total Good	Total Bad
Democrat	44%	52%
Republican	61%	39%
Non-Partisan	39%	61%
Undeclared	40%	58%

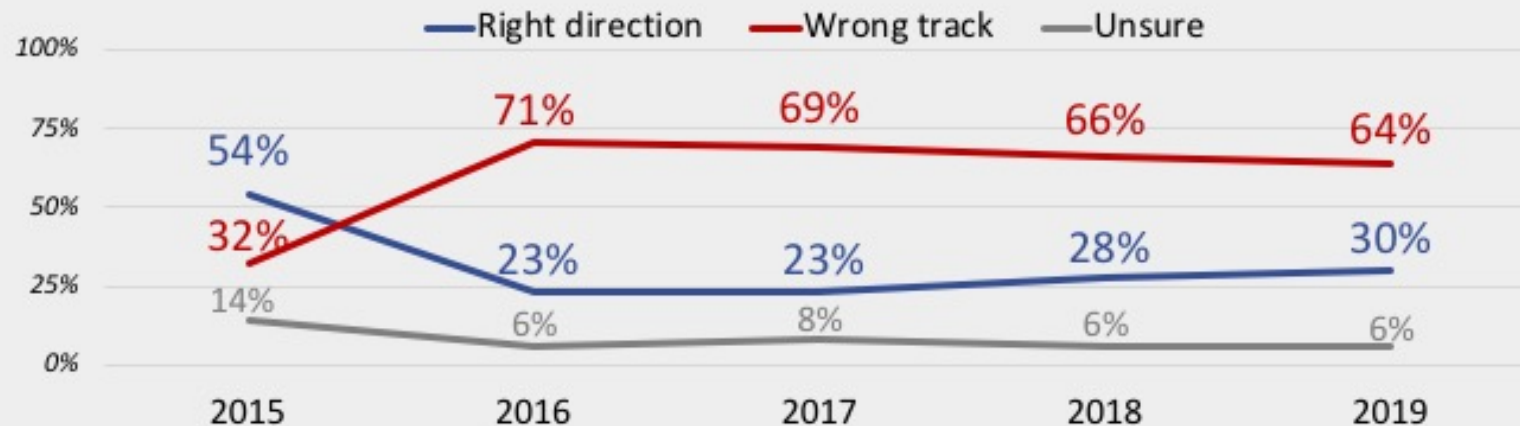
Follow local news	Total Good	Total Bad
Very closely	37%	62%
Smwht closely	53%	45%
Not closely	47%	49%



Direction of State

4% total change
since 2018

Thinking about Alaska right now, do you think things are headed in the right direction, or do you think things have gotten off on the wrong track?



Location	Right direction	Wrong track
Anchorage	28%	66%
Southcentral	35%	60%
Interior	32%	55%
Southeast	30%	67%
Rural	26%	72%

Age	Right direction	Wrong track
18-34 yrs old	36%	57%
35-44 yrs old	33%	61%
45-54 yrs old	29%	65%
55-64 yrs old	31%	64%
65+ yrs old	24%	69%

Party	Right direction	Wrong track
Democrat	16%	78%
Republican	51%	44%
Non-Partisan	20%	75%
Undeclared	24%	69%

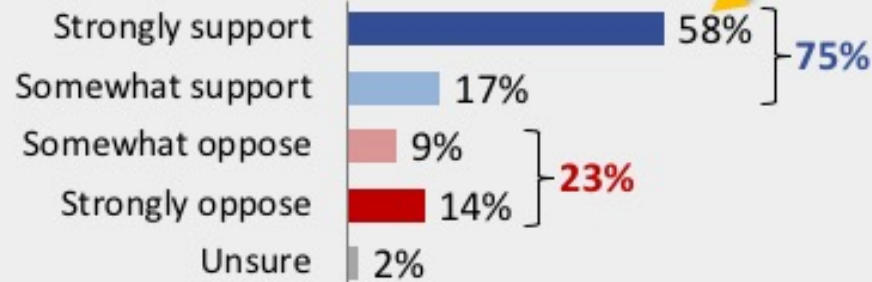
Gender	Right direction	Wrong track
Male	34%	60%
Female	26%	68%



Policy Issues

Vote to approve a tax?

If in the future a statewide tax is proposed by the legislature, would you support or oppose requiring the tax be approved by a vote of the people before it could take effect?

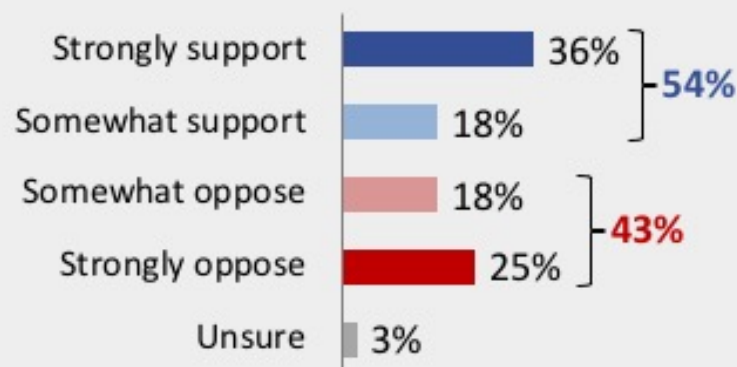


Location	Support	Oppose
Anchorage	72%	27%
Southcentral	78%	19%
Interior	75%	22%
Southeast	81%	19%
Rural	72%	23%
Age		
18-34 yrs old	83%	15%
35-44 yrs old	74%	23%
45-54 yrs old	75%	23%
55-64 yrs old	74%	24%
65+ yrs old	72%	26%
Gender		
Male	72%	25%
Female	78%	20%

Party	Support	Oppose
Democrat	63%	34%
Republican	83%	17%
Non-Partisan	68%	29%
Undeclared	77%	21%
Ideology		
Very conservative	87%	13%
Smwht conserv.	83%	16%
Moderate	68%	30%
Smwht liberal	68%	29%
Very liberal	65%	33%
Education		
High school/GED	84%	15%
Some college	88%	9%
College graduate	74%	24%
Graduate school	59%	39%

Guarantee PFD in Constitution?

Do you support or oppose a state constitutional amendment to guarantee payment of the Permanent Fund Dividend each year?



Party	Support	Oppose
Democrat	43%	53%
Republican	64%	31%
Non-Partisan	47%	51%
Undeclared	52%	45%

Ideology	Support	Oppose
Very conserv.	70%	25%
Smwht conserv.	64%	32%
Moderate	42%	55%
Smwht liberal	44%	56%
Very liberal	45%	50%

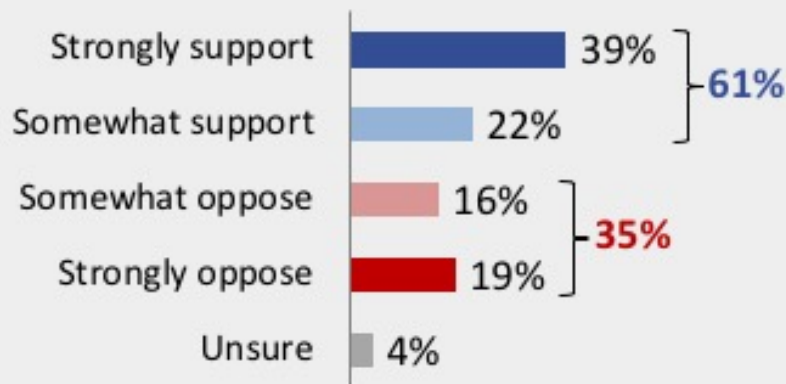
Location	Support	Oppose	HH Income	Support	Oppose
Anchorage	46%	50%	<\$40K	76%	20%
Southcentral	63%	35%	\$40-60K	59%	39%
Interior	50%	47%	\$60-80K	57%	38%
Southeast	56%	42%	\$80-100K	53%	44%
Rural	60%	30%	\$100K +	43%	53%

Age	Support	Oppose
18-34 yrs old	57%	41%
35-44 yrs old	55%	41%
45-54 yrs old	54%	42%
55-64 yrs old	58%	40%
65+ yrs old	45%	50%

Follow local news	Support	Oppose
Very closely	44%	54%
Smwht closely	56%	39%
Not closely	74%	22%

Constitutional Spending Cap

Do you support or oppose a state constitutional amendment to put in place a spending cap on state spending?



Location	Support	Oppose
Anchorage	57%	38%
Southcentral	68%	27%
Interior	53%	42%
Southeast	63%	35%
Rural	57%	34%

Gender	Support	Oppose
Male	60%	37%
Female	60%	34%

Follow local news	Support	Oppose
Very closely	47%	50%
Somewhat closely	68%	27%
Not closely	74%	19%

Party	Support	Oppose
Democrat	37%	49%
Republican	78%	18%
Non-Partisan	43%	55%
Undeclared	61%	36%

Ideology	Support	Oppose
Very conservative	84%	12%
Somewhat conservative	73%	24%
Moderate	51%	46%
Somewhat liberal	43%	51%
Very liberal	36%	51%

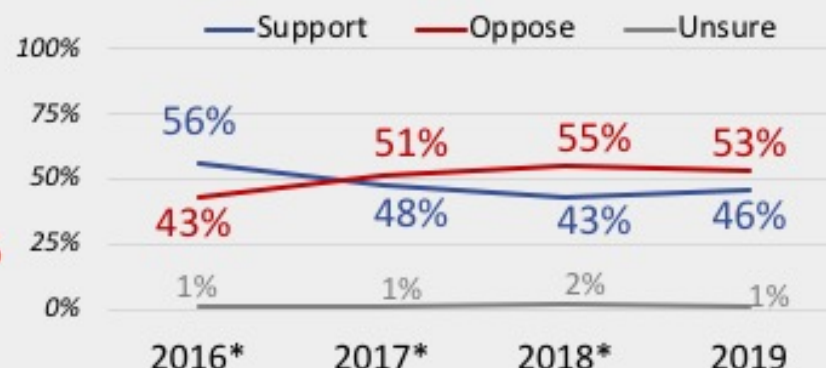
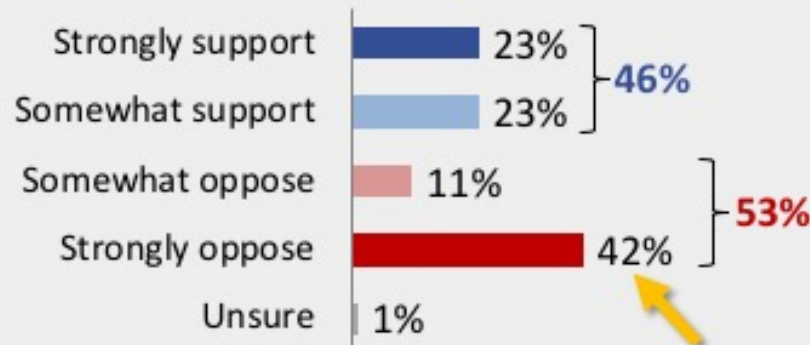
Union status	Support	Oppose
Public employee	49%	49%
Other union	69%	28%
Non-union	61%	34%

Using a portion of PFD for government?

ALASKA CHAMBER
2019 POSITION*

Do you support or oppose using a portion of the Permanent Fund Dividend to pay for state government?

2019



Location	Support	Oppose
Anchorage	48%	49%
Southcentral	38%	62%
Interior	49%	51%
Southeast	48%	52%
Rural	49%	49%

Age	Support	Oppose
18-34 yrs old	41%	58%
35-44 yrs old	47%	52%
45-54 yrs old	48%	51%
55-64 yrs old	46%	53%
65+ yrs old	45%	53%

Gender	Support	Oppose
Male	42%	57%
Female	50%	49%

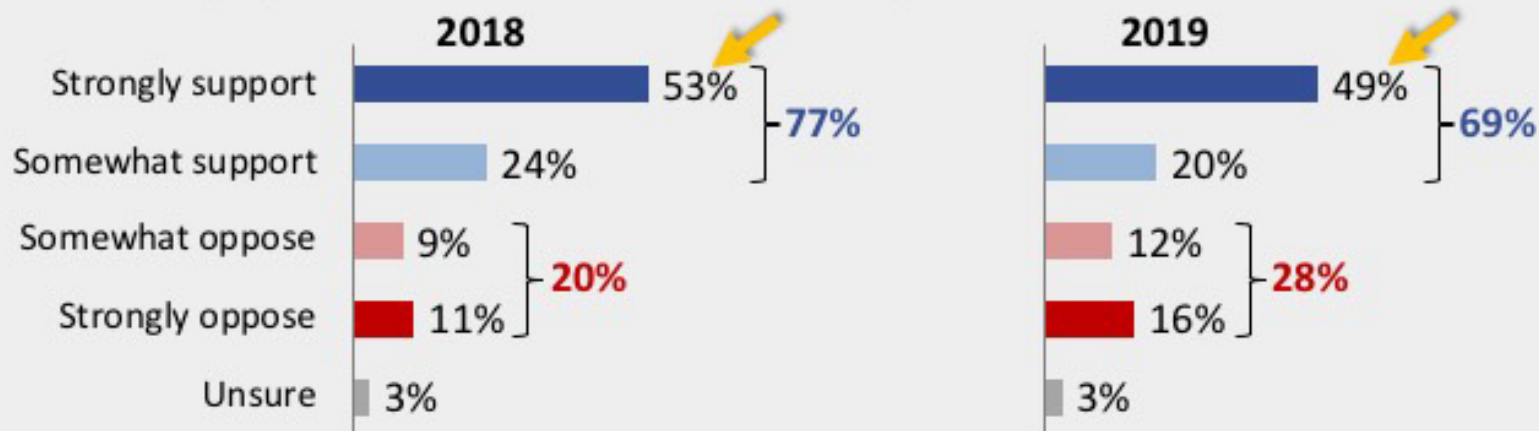
Party	Support	Oppose
Democrat	62%	34%
Republican	28%	71%
Non-Partisan	58%	42%
Undeclared	48%	50%

HH Income	Support	Oppose
<\$40K	35%	64%
\$40-60K	30%	68%
\$60-80K	43%	57%
\$80-100K	51%	49%
\$100K +	54%	44%

Follow local news	Support	Oppose
Very closely	59%	39%
Smwht closely	40%	59%
Not closely	24%	74%

Medicaid Work Requirements

Some states are considering adding work requirements for some people who receive health insurance through Medicaid, the government health insurance program for low-income individuals. Do you support or oppose requiring low-income, able-bodied adults without young children, to work in order to receive Medicaid benefits?



2019 Demographics

Location	Support	Oppose
Anchorage	70%	28%
Southcentral	71%	26%
Interior	60%	36%
Southeast	70%	24%
Rural	68%	29%
Gender		
Male	69%	27%
Female	69%	29%

Party	Support	Oppose
Democrat	51%	46%
Republican	83%	14%
Non-Partisan	67%	30%
Undeclared	65%	32%

Workers' Compensation Reform

ALASKA CHAMBER
2019 PRIORITY*

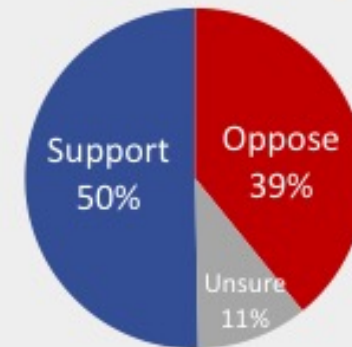
Workers' Compensation is a form of insurance providing wage replacement and medical benefits to employees injured in the course of employment. Alaska businesses pay some of the highest costs for Workers' Compensation insurance in the nation, and legislative reforms have been proposed to reduce those costs.

[Randomized statements]

The business community supports reforms to Workers' Compensation because the reforms will bring the cost of insurance in Alaska, more in line with the costs businesses incur in other states.

The healthcare community does not support reforms, saying the reforms will decrease the benefits for injured workers.

What is your opinion? Do you support or oppose workers' compensation reform?



Location	Support	Oppose
Anchorage	50%	36%
Southcentral	55%	36%
Interior	48%	46%
Southeast	45%	46%
Rural	50%	41%
Gender	Support	Oppose
Male	54%	35%
Female	46%	43%

Party	Support	Oppose
Democrat	34%	53%
Republican	61%	25%
Non-Partisan	47%	43%
Undeclared	52%	41%
HH Income	Support	Oppose
<\$40K	42%	53%
\$40-60K	56%	36%
\$60-80K	53%	29%
\$80-100K	53%	38%
\$100K +	50%	38%

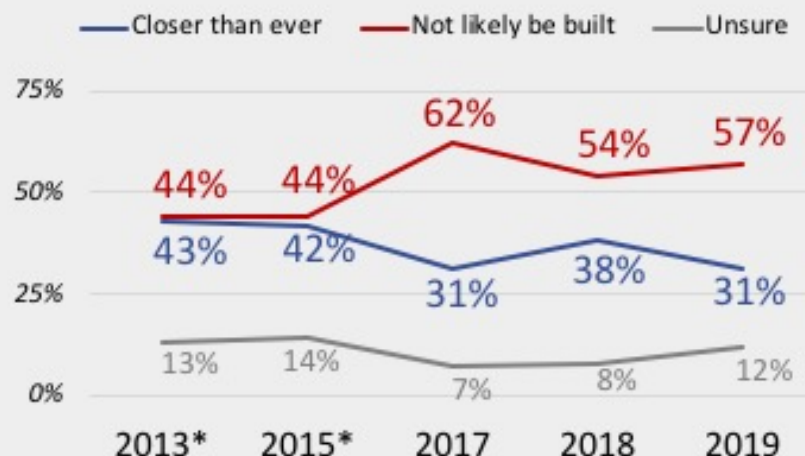
Employed	Support	Oppose
Full-time	54%	37%
Part-time	50%	37%
Homemaker	36%	51%
Student	43%	47%
Unemployed	39%	47%
Retired	47%	40%
Union status	Support	Oppose
Public emp.	32%	52%
Other union	57%	34%
Non-union	53%	38%



Resource Development

Natural Gas Pipeline

Please tell me which of the following two statements comes closest to your view regarding a potential natural gas pipeline from the North Slope: *Alaska is closer than ever to getting a natural gas pipeline built* –or– *A natural gas pipeline will not likely be built in the foreseeable future*



10% total change
since 2018

Location	Closer than ever	Not likely to be built	Unsure
Anchorage	29%	62%	9%
Southcentral	32%	59%	9%
Interior	27%	56%	17%
Southeast	40%	38%	22%
Rural	31%	56%	13%

Party	Closer than ever	Not likely to be built	Unsure
Democrat	26%	59%	15%
Republican	40%	49%	11%
Non-Partisan	26%	61%	13%
Undeclared	29%	60%	11%

Follow local news

Very closely	32%	58%	10%
Smwht closely	28%	58%	14%
Not closely	40%	49%	11%

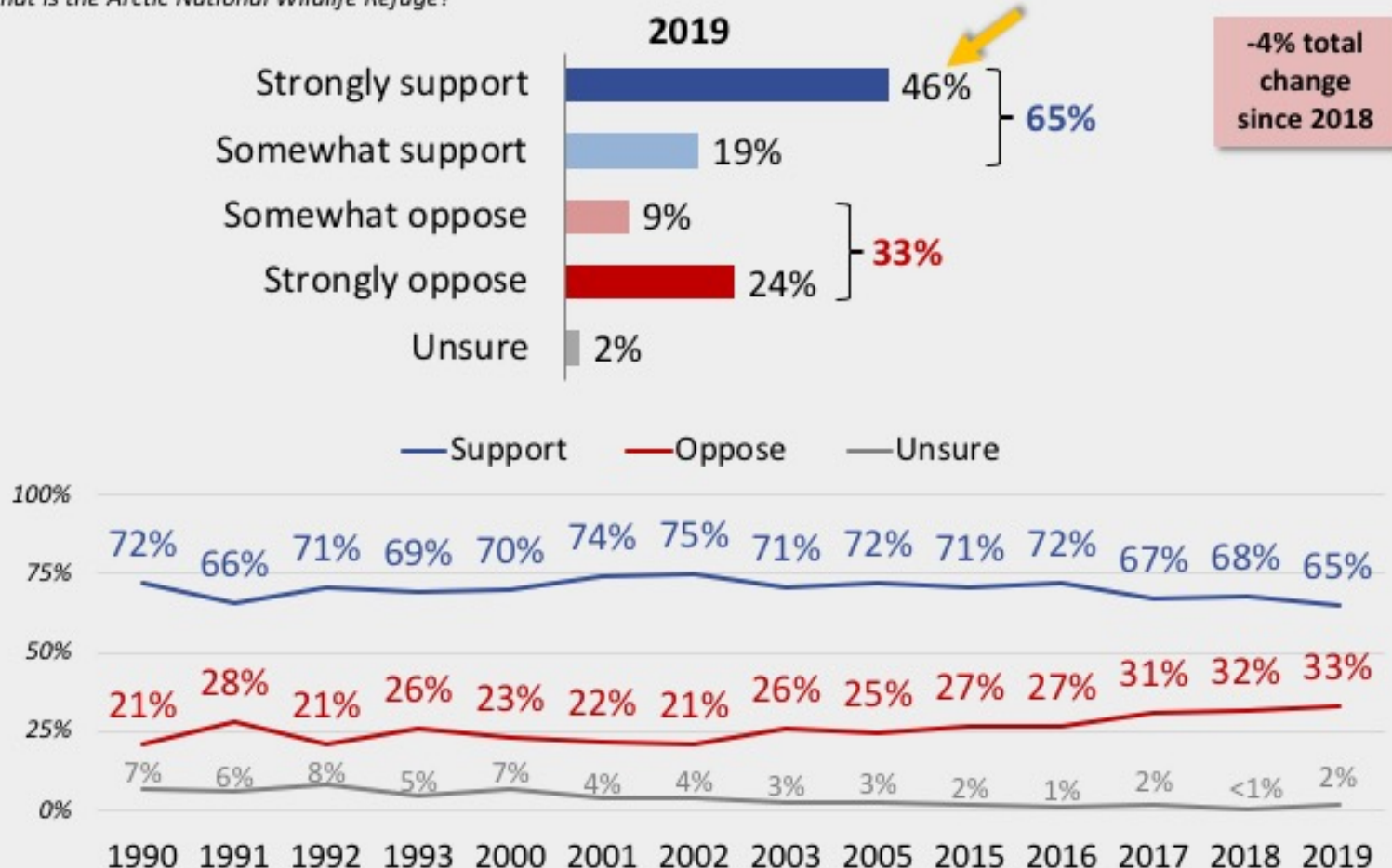
Time in AK

0-9 yrs in AK	44%	43%	13%
10-20 yrs in AK	30%	62%	8%
20+ yrs in AK	30%	57%	13%

ANWR Exploration & Production

ALASKA CHAMBER
2019 PRIORITY*

Do you support or oppose exploration and production of oil and gas in a portion of ANWR, that is the Arctic National Wildlife Refuge?



Prior to 2015 question read: "What is your opinion of oil and gas exploration in the Arctic National Wildlife Refuge, usually referred to as ANWR? Do you feel oil and gas exploration should or should not be allowed in that area?"

Final Thought

“...one key issue has consistently remained a priority for more than 20 years, both when the state was flush with cash from high oil prices and when it was struggling through economic recession: **the need for a sustainable fiscal plan** focused on Alaska’s future.”

Alaska Chamber Op-Ed
Anchorage Daily News, 4/26/19



Contact Us



alaskachamber.com



info@alaskachamber.com



[@alaskachamber](https://www.facebook.com/alaskachamber)



[@alaskachamber](https://twitter.com/alaskachamber)