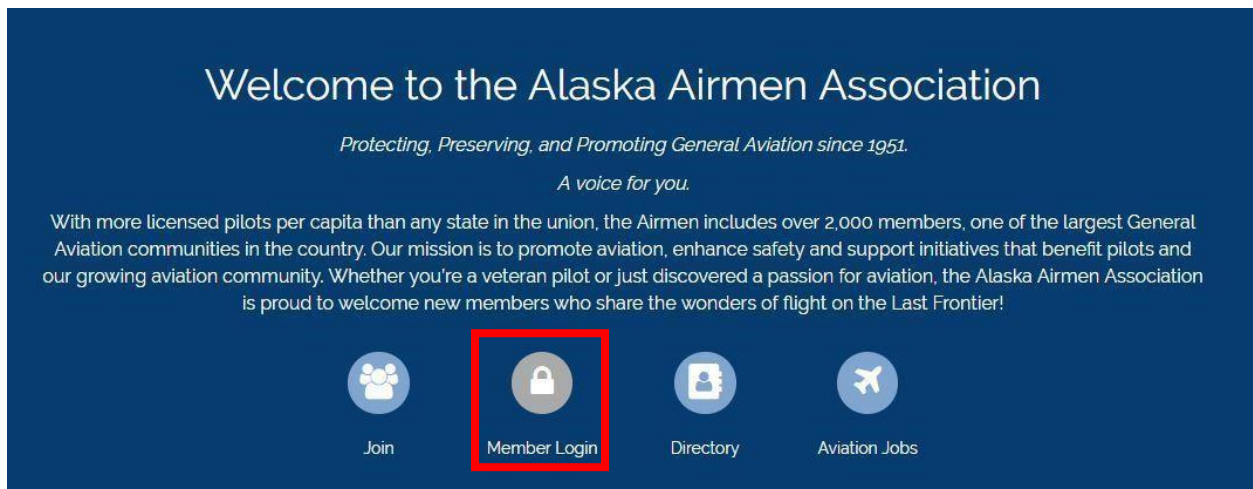


Alaska Airmen Association

How To: Access Member Documents

Step 1: Go to Member Login

Login to the members hub either by utilizing the dropdown link in the top navigation bar or the quick links section of the home page.



Step 2: Login with your membership credentials

Login with your membership credentials. (Note: If this is your first time logging in to our new website and you already have an active account, you will need to utilize the “Create an account” link at the bottom of the login page. Please reference “How Do I: Log in as an existing member

on the new website?" PDF by [clicking here](#), or by locating it in the frequently asked questions directory.



Login

User Name

Password

[Forgot your Username or Password?](#)

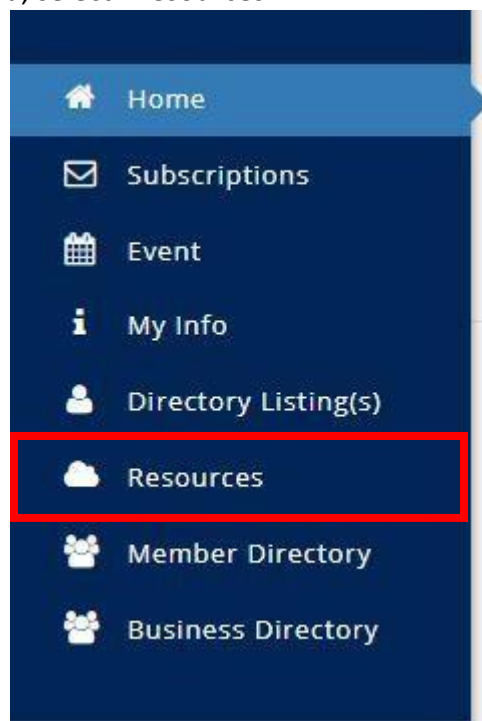
Remember Me

[Sign In](#)

[Create an Account](#)

Step 3: Access the Member Resource Area

Within the info hub, click "Menu" near the top right, if necessary, to expand the left hand menu column shown below. Within this menu, select "Resources".

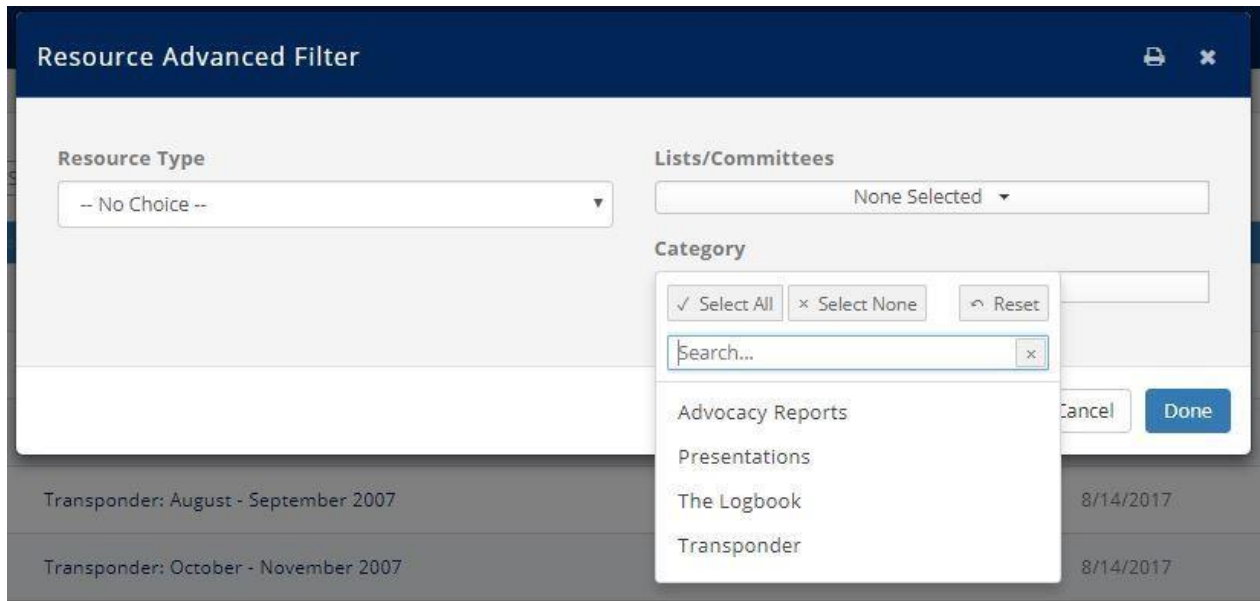


Step 4: Select “Customize Results” near the top of the page.



Step 5: Click the “Category” Dropdown menu

After clicking the “Category” dropdown menu, select the document category you would like to access, and click “Done”.



Step 6: Select which document you would like to download

To download the selected document, simply click the download button on the right side of the selected document. Note: Documents are sorted oldest to newest, meaning the newest document will be at the bottom of the page.

Type	Title	Date Added	Actions
Document	Transponder: February - March 2007	8/11/2017	
Document	Transponder: April - May 2007	8/11/2017	
Document	Transponder: June - July 2007	8/14/2017	