

PRESENTATION TO ACEC ST. PAUL DISTRICT ENGINEER BRIEFING

Thomas B. Sully, P.E.

Chief, Design Branch
U.S. Army Corps of Engineers
St. Paul District
May 19, 2017



Paul Bunyan & Babe

"The views, opinions and findings contained in this report are those of the authors(s) and should not be construed as an official Department of the Army position, policy or decision, unless so designated by other official documentation."



**US Army Corps
of Engineers®**
St. Paul District



AGENDA

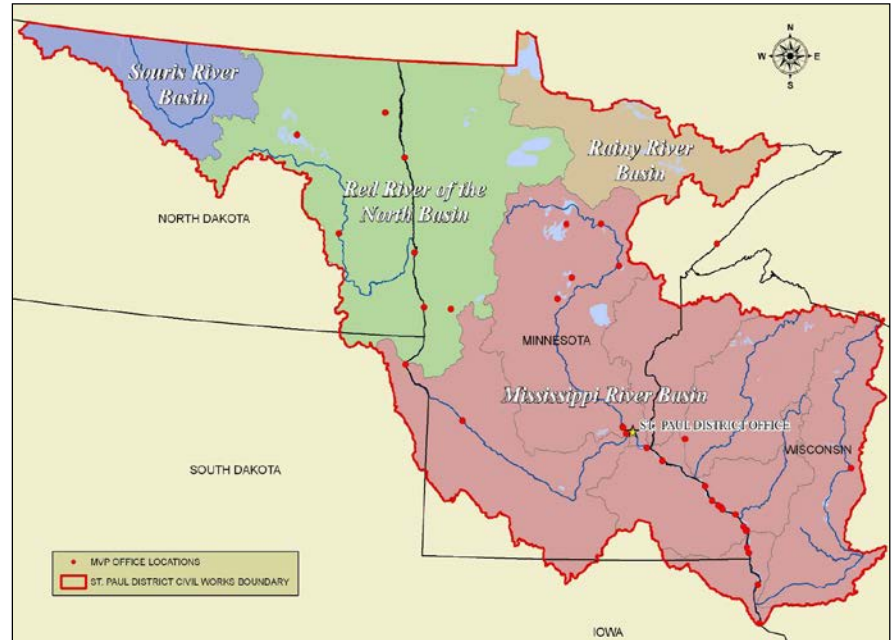
- District Overview
- Funding Trends/Program Comparison
- Projects of Interest
- Contracting Overview
- Current and Future A/E Contracts
- Points of Contact



*9-Foot Navigation Channel
Upper Mississippi River*

ST. PAUL DISTRICT

- Covers areas of five states
- 139K square miles
- Four major river basins
- ~500 miles of border shared with Canada
- 13 locks and dams
- 19 reservoirs
- 41 field offices
- 650 employees
- Regulatory program for MN and WI



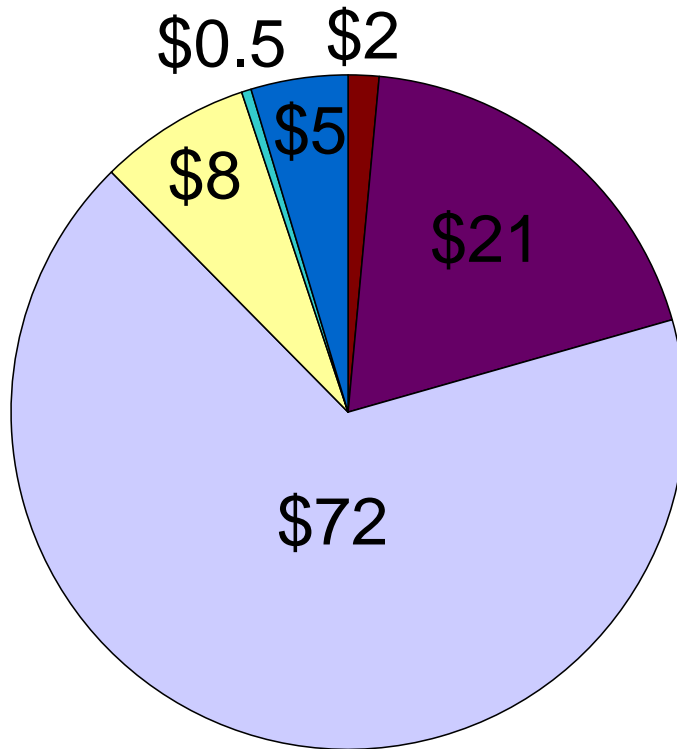
St. Paul District boundaries



US Army Corps
of Engineers®
St. Paul District



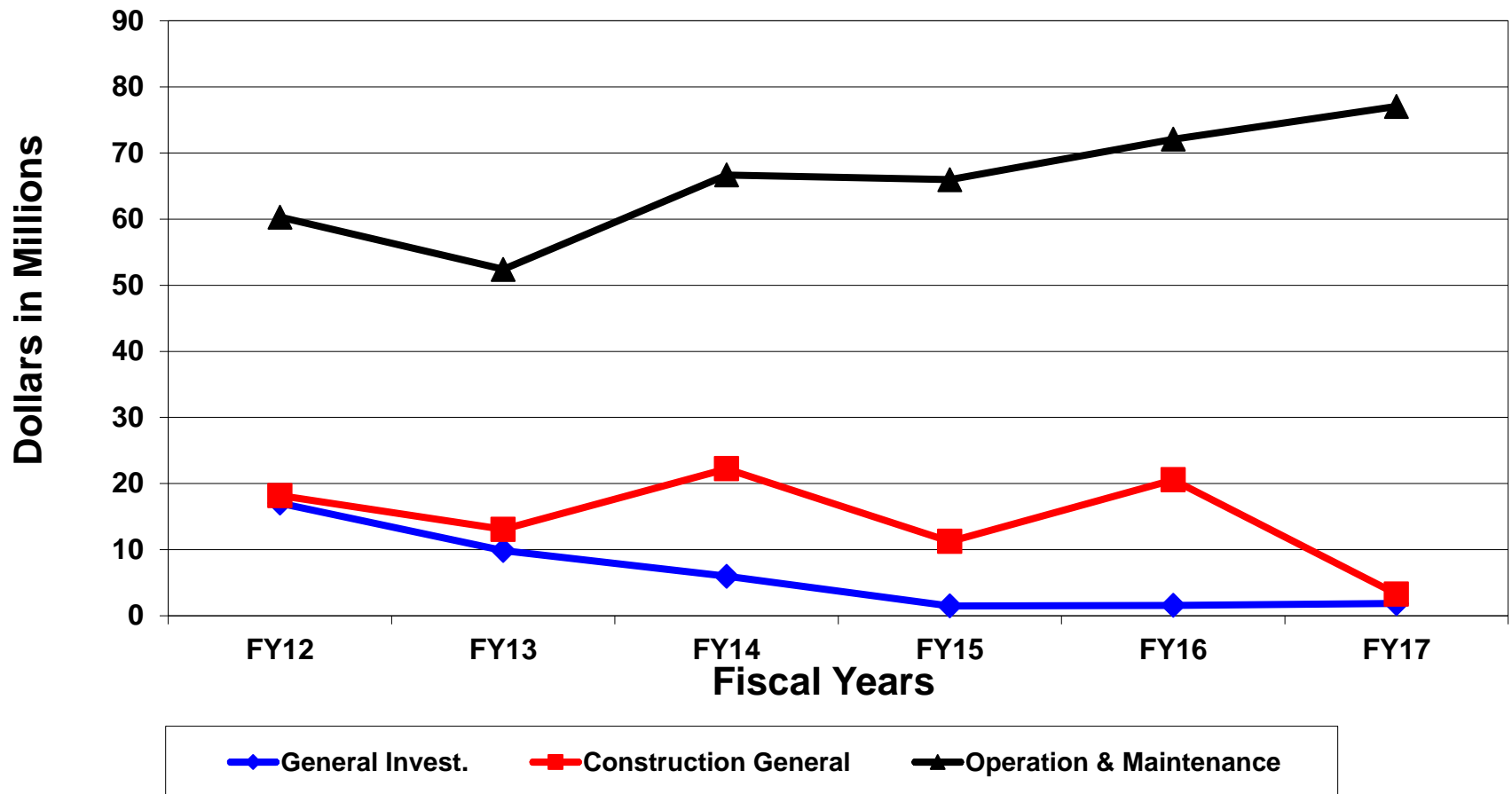
FY 2016 WORKLOAD ...



Total = \$107.6 Million

- Investigations
- Construction
- Operation & Maintenance
- Regulatory
- Emergency Operation (incl Supplemental)
- Other (SFO & Cash Contr)

DISTRICT PROGRAM TRENDS...



18 May 2017

PROGRAM COMPARISON (X \$1,000)

Appropriation	<u>FY12</u>	<u>FY13</u>	<u>FY14</u>	<u>FY15</u>	<u>FY16</u>	<u>FY17**</u>
General Investigations	\$17,036	\$9,880	\$5,986	\$1,500	\$1,586	\$1,869
Construction, General	\$18,180	\$13,071	\$22,247	\$11,240	\$20,553	\$3,288
Operations & Maintenance	\$60,313	\$52,408	\$66,677	\$65,973	\$72,088	\$77,045
Total	\$95,529*	\$75,359*	\$94,910	\$78,713	\$94,227	\$82,202

* Includes Programmatic Funding (Remaining Items/Continuing Authorities Program)

** from President's Budget



PROJECTS OF INTEREST: FARGO-MOORHEAD

7

- \$2 billion project involving the building of a 30-mile long diversion channel with upstream staging
- 1st Corps project to use a public private partnership (P3)
- Broke ground in April on a \$46 million inlet control structure
- Anticipate completion of entire project in 2024 if federal funding is received



Fargo-Moorhead project ground breaking, April 2017

PROJECTS OF INTEREST: HARPERS SLOUGH

- Part of the Upper Mississippi River Restoration project, formerly known as Environmental Management Program
- 3,510-acre Mississippi backwater area in Pool 9, about 50 miles downriver from La Crosse (in the Upper Mississippi River National Wildlife and Fish Refuge)
- A cooperative effort of the Corps of Engineers, Fish and Wildlife Service, Iowa and Wisconsin departments of natural resources and local interests.
- Will protect five existing islands and construct an additional seven islands.
- Estimated cost: \$12 million, anticipate completing this summer



Harpers Slough – Nov. 21, 2016

PROJECTS OF INTEREST: LOCKS & DAMS 3-10 SHEET PILE INSTALLATION

- Auxiliary chambers to be used in the event primary lock chamber becomes inoperable
- Recent inspections of auxiliary miter gates show some concerns
- Installing double-walled sheet pile structures to act as a redundant damming service and a walkway
- \$3.1 million contract awarded last year for sheet pile installation at Lock and Dam 7
- Awarding scope of work for design of Lock and Dams 5 & 5A to AE firm this fiscal year
- More projects completed as funding allows



Lock and Dam 7



US Army Corps
of Engineers®
St. Paul District



PROJECTS OF INTEREST: MARSH LAKE

- Project authorized in Water Resources Reform Development Act of 2014
- Received new start construction funding in FY 2016 work plan
- Executed Project Partnership Agreement with Upper Minnesota River Watershed District
- Ecosystem restoration project to restore habitat close to natural conditions
- Next step: Construct project
- Total estimated project cost: Approx. \$13 million



Marsh Lake Dam

AE CONTRACTS

- MVP shares AE contract capability within MVD
- 41 contracts with \$217 M capability
- Trend expected to be stable to increasing

FY16 CONTRACT BREAKDOWN

- 562 Contract Actions - **\$32.3M in contract obligations**
- Awards to Small Businesses - **\$30.2M**
- Small Business Target 55% - **Actual 93.5%**
- Small Disadvantaged Business Target 5% - **Actual 38.0%**
- Women-Owned Small Business Target 5% - **Actual 16.0%**
- Service Disabled Veteran Owned Small Business Target 3% - **Actual 2.12%**
- HUBZone Business Target 3% - **Actual 6.81%**

ST. PAUL DISTRICT CONTRACTS

- **Fiscal Year 2016 Totals**
 - ✓ 562 Contracts, \$32.3 *million*
- **Fiscal Year 2017**
Estimated Contracts Breakdown
 - ✓ 87.2% Construction, \$75.5 million
 - ✓ 1.7% A/E, \$1.5 million
 - ✓ 5.8% Services, \$5 million
 - ✓ 5.2% Supplies, \$4.5 million



Minnehaha Falls



US Army Corps
of Engineers®
St. Paul District



ANTICIPATED FY17 CONTRACTS

Program (I, C, O&M, MILCON, Other)

Project	Range	Type of Contract
Locks 5, 6, 8, & 9 Guidewall Crib Repairs	\$1.0 - 5.0 M (each site)	IFB – Small Business set-aside
Conway Lake EMP	\$1.0 – 5.0 M	IFB – Small Business set-aside
Fountain City Service Base Remodel	Less than \$0.5 M	RFP – 8(a) set-aside
Upper Saint Anthony Falls Tainter Gate Rehabilitation	\$1.0 – 5.0 M	RFP – Small Business set-aside
Lower Pool 2 Channel Improvement	\$1.0 – 5.0 M	IFB – unknown
Montevideo CAP 205 Stage 3A	\$0.5 - \$1.0 M	RFP – 8(a) set-aside

ANTICIPATED FY 17/18 A/E CONTRACTS

Contract Purpose	Expiring / New	Range
MVP Existing IDIQ Multi-Discipline AE Services, Anderson Engineering of Minnesota	Options expire March 2019	Remaining Capacity \$1,300,000
MVS AE Services for Various Civil Works Projects Gestra-Stanley JV	Expires December 2018	Remaining Capacity \$8,000,000
MVS AE Services for Various Civil Works Projects CDG Engineers Architects Planners Inc.	Expires September 2019	Remaining Capacity \$8,000,000
Regional contracts to replace expiring contracts	New in 2019	TBD

CIVIL WORKS INFRASTRUCTURE CHALLENGES

- **Infrastructure Investment = Global Challenge**
- **Corps Civil Works Portfolio: 3,000+ Operational Projects, with Replacement Value of ~\$268B**
- **Corps Civil Works Asset Classes are Diverse**
 - Flood & Coastal Storm Damage
 - Coastal and Inland Harbors
 - Inland Waterways
 - Hydropower
 - Dam & Levee Safety Programs
 - Water Storage
 - Aquatic Ecosystems
 - Water-Based Recreation
- **Demands for CW Infrastructure Maintenance, Operations, and Capital Investment are Expanding**
 - Civil Works New Construction Backlog → \$ 60B
 - ASCE: Dams, Levees, Waterways = “D” → \$140B
- **CW Infrastructure Systems Aging, Experiencing Negative Performance Trends Across Portfolio (Serviced by ~\$4.6B Annual Budget Nationally....)**



US Army Corps
of Engineers®
St. Paul District



POINTS OF CONTACT

Commander

Col. Sam Calkins
(651) 290-5300

Engineering Chief

Michael Bart
(651) 290-5303

Construction Chief

Michael Bart
(651) 290-5303

Operations Chief

Kevin Baumgard
(651) 290-5320

Contracting Chief

Kevin Henricks
(651) 290-5414

Programs & Project Management Chief

Judy DesHarnais
(651) 290-5298

Emergency Operations Chief

Mark Koenig
(651) 290-5205

Regulatory Chief

Chad Konickson
(651) 290-5364

Chief, Small Business

Kim Ramsay
(651) 290-5723

www.mvp.usace.army.mil/

18 May 2017



US Army Corps
of Engineers®
St. Paul District

