

### Lesson #2: Standard Measurement

#### Objectives

##### Students will be able to...

- Use standard units in determining given lengths using a tape measure.

#### Common Core Standards

Number Sense 1.2, 1.3, & 3.1  
Cabinet Making and Wood Products Pathway 1.4  
G-MG 1, 3  
RSIT 11-12.2  
WHSST 11-12.9  
Technical Knowledge and Skills 10.2  
CTE Pathway D2.1  
Demonstration and Application 11.1

#### Materials

Ruler/tape measure  
YouTube Video <https://www.youtube.com/watch?v=89NU3iefcAM>  
Reading Fractions on a Ruler Worksheet  
Practice Worksheet-Identify Standard Measurements

#### Lesson Sequence

- Discuss the answers from History of Measurement Worksheet from yesterday. Point out the lack of standard for each measurement. (10 minutes)
- **Reading fractions on a Ruler Worksheet**-students will need to have a ruler or tape measure for this activity.
- Watch the **YouTube video** <https://www.youtube.com/watch?v=89NU3iefcAM>. This video will show students the fraction of a ruler/measuring tape. (9 minutes)
- Pass out worksheet **Reading Fractions on a Ruler Worksheet**. Do this worksheet together-model a few problems and then have students complete the rest on their own. Review all together. (10 minutes)

## **BUILDING INDUSTRY TECHNOLOGY ACADEMY: YEAR ONE CURRICULUM**

- Have students complete *Practice Worksheet-Identify Standard Measurements* independently. (20 minutes)
- Collect worksheets before students leave class.

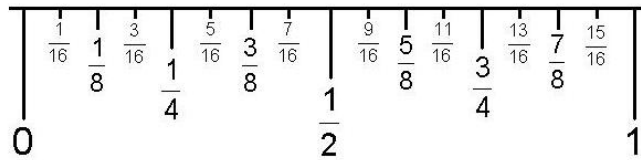
### **Assessment**

Review Practice Worksheet-Identify Standard Measurement to see if students are understanding the concept or if they need more practice.

### **Accommodations/Modifications**

Check student understanding.  
Check in with students 1 on 1.  
Provide Visuals as needed.

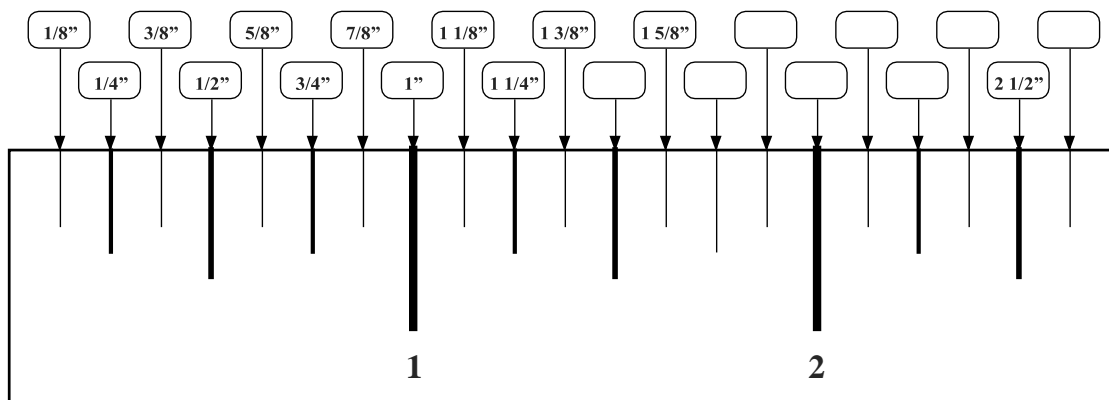
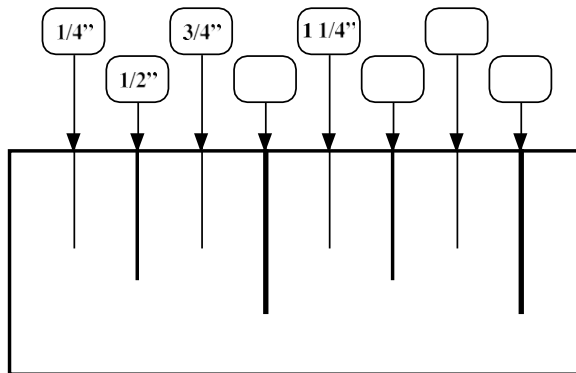
### Reading Fractions on a Ruler



TIP #1: The best thing to do is to memorize the lines. There really aren't that many when you figure that you already know 1/4", 1/2" and 3/4".

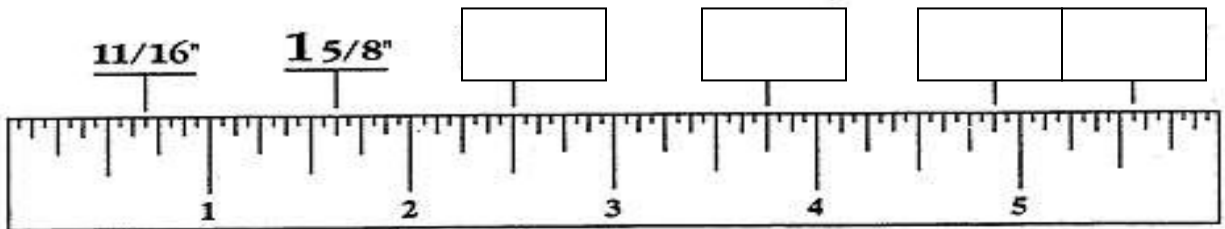
TIP #2: When in doubt, just count the lines (don't count zero), put your answer over 16 and reduce if you can.

TIP #3: The biggest complaint I hear from employers is that their new workers can't read a tape. **YOU CAN DO IT!!!**

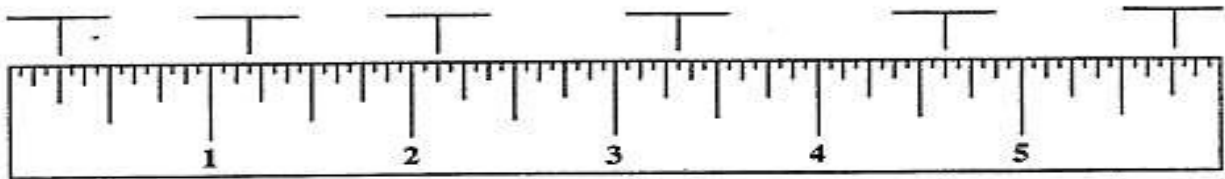


### Identifying Standard Measurements

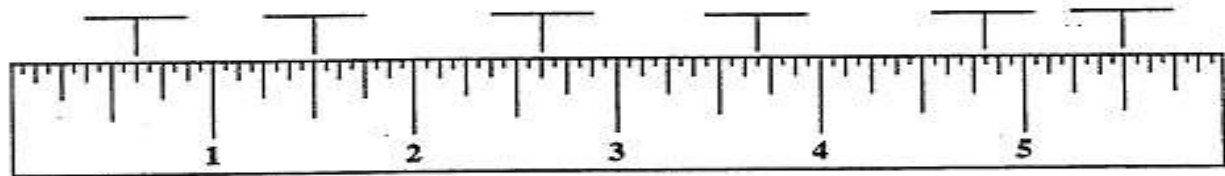
Directions: Write the measurement that corresponds with each indicator.



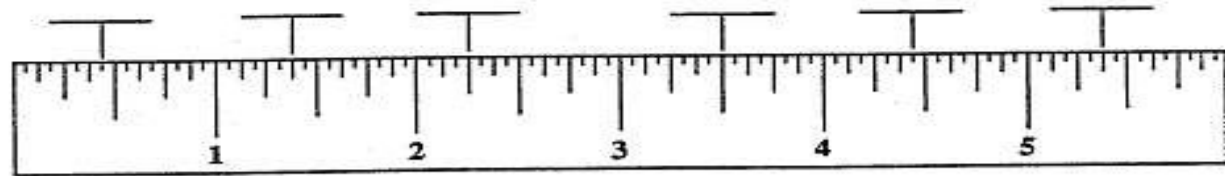
1.



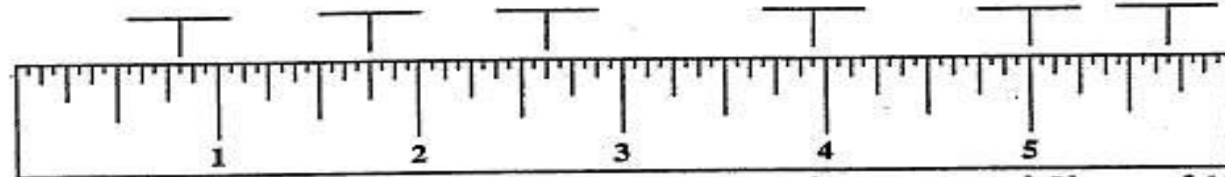
2.



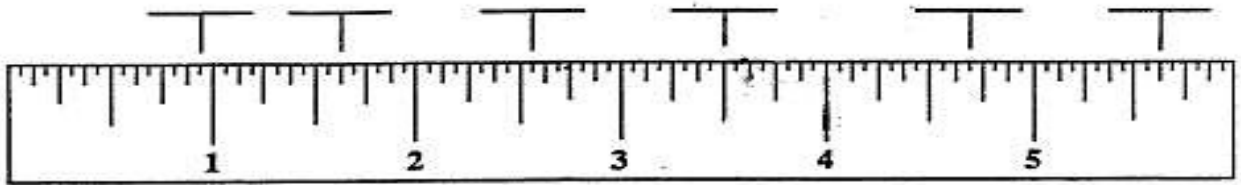
3.



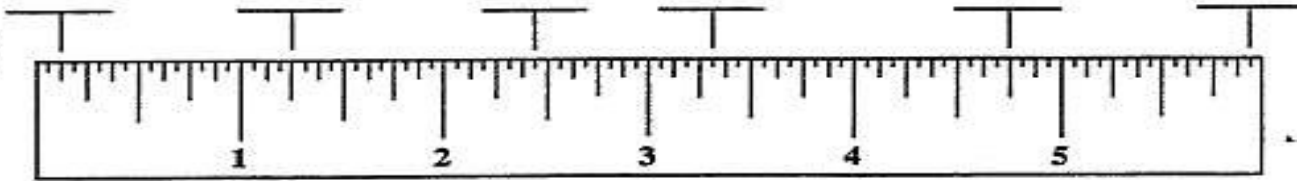
4.



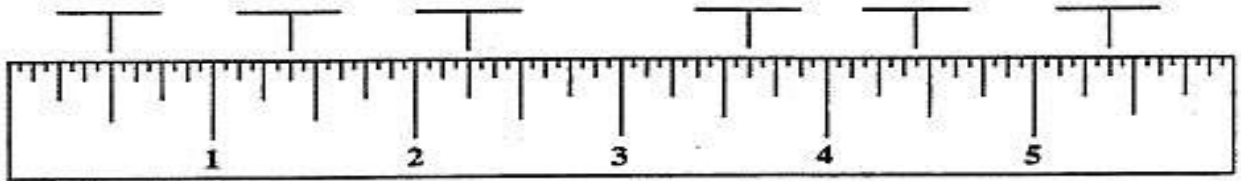
5.



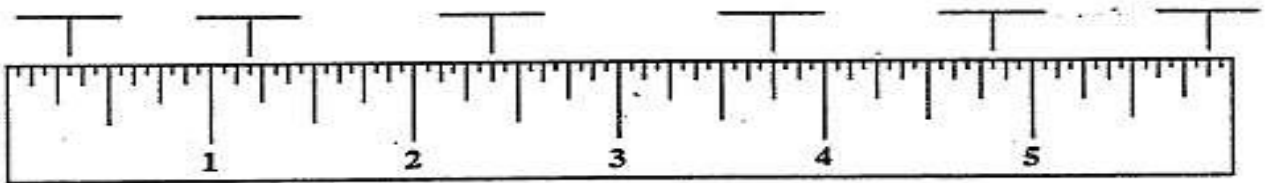
6.



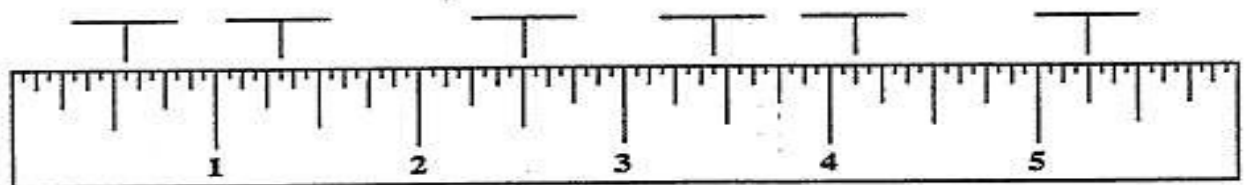
7.



8.



9.



10.

