

# College and Career Readiness

Start ready.....



Leave ready.

## How the Common Core defines College and Career Readiness



Students can:

- Demonstrate independence.
- Comprehend & evaluate complex texts.
- Construct effective arguments.
- Convey intricate & multifaceted information.
- Discern a speaker's key points.
- Ask relevant questions.

From the ELA Common Core Standards Introduction

85

For ELA, the Common Core has defined CCR as....

How many of these skills apply to other content areas? How many of these skills rely upon literacy skills?

## Additionally, they:



- Build strong content knowledge.
- Respond to the demands of audience, task, purpose, & discipline.
- Comprehend as well as critique.
- Value evidence.
- Use technology & digital media strategically.
- Understand other perspectives & cultures.

# Learning Commons-Check out Things #12 and 13



**#12** Are You Preparing Your Students for College and Work Place Success?

Read Discover Go Beyond Respond Standards Credit/CEU

Now that you have some background on the Ohio transitioning project, dig into some of the resources developed to address the high school to college transition issues.

1. Kent State University developed the Web site [Resources for 12 to 13 Transition](#) with five video modules that simulate experiences when visiting the academic library for the first time. The modules include using research databases, tips for research, and how to request help in the college library. In addition to the videos, there are [Tips for Educators](#) and that include activities to integrate into high school and college curriculum to assist the transitioning student. Visit the site and watch some of the videos.
2. View this video from Cleveland State University Library [An Introduction to Using Academic Search Premier](#). Next, create a sample assignment requiring the use of [Academic Search Premier](#). Students and teachers have access to Academic Search Premier through Ohio school, public and academic libraries.
3. Become familiar with the [LearningExpress Library \(LEL\)](#) Workplace Skills Improvement. In Thing 13 you will be introduced to the many tools and resources in LEL. Here in Thing 12, you will become familiar with the Workplace Skills section of LEL.

(Please note: [LearningExpress Library](#) is different from the [LearningExpress Library](#) user sets up her/his own account so practice and test your skills. In the [LearningExpress Library](#) select the [Register](#) button and enter your username and password; keep track of your username and password.

[Login](#) button and enter your username and password.

Good review of INFOhio resources for College and Career Readiness

**#13** Are You Using Practice Tests and Tutorials to Prepare Students for High Stakes Testing?

Read Discover Go Beyond Respond Standards Credit/CEU

Now that you know a little about [LearningExpress Library \(LEL\)](#), you are ready to get to discover the wealth of resources available to you and your students in LEL. The Discover activities include:

- Watch introductory video
- Take LEL tour
- Browse help topics
- Create personal account
- Choose grade level, subject and add test to cart
- Try one of the diagnostic test
- Browse the over 1450 e-books

Begin your discovery ....

1. Use the video box at the top of this page to watch the Chapter 8 video, [Maximize the Testing Resources of LearningExpress Library to Prepare for College and the World of Work](#). Use the window at the top of this page or [download the file](#) from the INFOhio Web site.
2. Watch the tutorials from the [LearningExpress Library Guided Tour](#). As you participate in these videos, think about integrating some of them into your classroom instruction.
3. Browse through the LEL help topics at the [Help Center](#). Note: The [Help Center](#) link is located on the LEL home page in the lower right column.
4. Create your personal account. Login to complete the following activities.

Practice test examples

87

Learning Commons Thing #12, and 13 cover college and career readiness topics and lead into the LearningExpress Library.

# Common Core Connection



## English Language Arts

### Reading Standards-Foundational Skills- (K-5)

- √ Print Concepts
- √ Phonological Awareness
- √ Phonics and Word Recognition
- √ Fluency



College and  
Career Readiness  
for  
3<sup>rd</sup> Grade Reading  
Guarantee

88

Starting this year, school districts and charter schools will have to screen all students in kindergarten through third grade by Sept. 30. Then within 60 days, they have to come up with a plan to provide extra help to each child who needs it.

Once the student has gotten at least two years of "intervention," he can be kept in third grade for up to two years. Until he's reading at grade level, he must have at least 90 minutes of reading instruction daily and his teacher must meet the state's definition of "high-performing."

World Book Early World of Learning will help with K-2 as they prepare for the 3<sup>rd</sup> grade reading guarantee. How can this be a college and career readiness tool? Reading comprehension and fluency predicate success in the rest of the grade levels and helps to increase the rigor that students will meet at the upper grades.



## Early World of Learning



**WORLD BOOK Classroom**  
**Welcome to Reading**

Go to a different level.

**Main Title**  
A1 - Trek and His Friends

**Read**

**Phonics**  
Short vowel a: Wagtail, am

**Vocabulary**  
High-frequency words: I, am  
Theme words: Wagtail, Crane, Seagull

**Comprehension**  
Picture walk: Can your students find the bird in each picture?

**Before your students read**, look with them at the pictures of Trek and his friends. Ask if they can guess from the pictures who Trek is (a seagull) and where he lives (by a field in the country).

**For skills development**, invite your students to answer Trek's question "Where is Wagtail?" at the beginning of the story by finding Wagtail in the picture. When Trek asks "Where is Crane?" "Where is Seagull?" ask your students to find each bird in the picture.

**Invite your students** when they join you in reading the words repeated by each of Trek's friends: "Here I am, I am not lost!"

**After your students read**, talk together about what happened in the story. Ask, "What are the names of Trek's friends? Where did Trek think the friends were? How did you find Trek's friends?" You might also ask what your students would do if their friends were lost.

**Classroom Challenge**  
When your students read the story a second time, point out the question mark at the end of some of the sentences. Tell your students that the question mark lets readers know the sentence is asking a question. You may want to read the sentence to demonstrate how the voice rises in asking a question.

**Interactive Classroom Learning**

**Exploring short a as in am** Play a rhyming game with your students. Write the words am, at, and an across the top of a sheet of paper. Ask your students to say each word and then think of other words that rhyme with it. If they need help, write the words hum, am, at, or an, and say, for, or can. Help them find the letter a in the words.

**Writing words with a** Ask your students to trace the letters in each word you write during the rhyming game. Then they can try to write each word next to yours.

**Connection: Sing Along**  
"Oh Where Has My Little Dog Gone?"

**Where in the world?**  
Invite your students to find South America on a globe or a map. After identifying South America, invite your students to have a route with a large or small map where you live to South America.

**A word about coloring and other forms of creative play**  
An important part of the development of all young children is the ability to represent and

**Educator's Guides**

	A	B	C	D
1	1	1	1	1
2	2	2	2	2
3	3	3	3	3
4	4	4	4	4
5	5	5	5	5
6	6	6	6	6
7	7	7	7	7
8	8	8	8	8
9	9	9	9	9
10	10	10	10	10
11	11	11	11	11
12	12	12	12	12

### Educator Center

- Recommendations for integrating this resource into literacy curriculum.
- Discussion questions
- "Mini-lessons"
- Thematic connections

89

### Reading Educator Center

A link at the bottom of all pages takes you to the **Educator Center** for a comprehensive breakdown of site features and recommendations for integrating *Welcome to Reading* into the classroom literacy curriculum. Including resources to help educators determine which reading level is appropriate for each child based on assessments of demonstrated reading abilities and behaviors.

An individual **For Educators** guide accompanies each story in the A, B, C, and D levels. Each guide offers an overview of the phonics and vocabulary taught in the story, classroom discussion questions, "mini-lessons," and thematic connections to sing along songs, nursery songs, and stories for further reading.

Download the printable version of the stories to fold into **Little Books** with your students.

**Trek's Travels** also includes and **Educator Center** and an individual **For Educators** guide accompanies each early childhood theme. Each guide offers an overview of the skills and concepts taught, educators' story synopsis, background information, discussion questions, ideas for interactive classroom learning, game instructions

# Learning Express



## eBook List

Here you'll find a wide variety of career and academic test preparation and skill-building titles, designed for lifelong learning.

Choose your eBooks from the list below:

▶ Elementary School

▶ Middle School

▶ High School

▼ College Preparation



### 10 Secrets to Acing Any High School Test

10 Secrets to Taking Any High School Test will help you improve your scores on everyday tests, college entrance exams, and more! [more info](#)



### 411 SAT Algebra & Geometry Questions

Master key concepts in the full range of algebra and geometry questions with 411 practice questions. This imperative study tool is tailored to help you achieve your full test-taking potential! [more info](#)



### 411 SAT Essay Prompts & Writing Questions

Practice the skills you need to succeed on the SAT Writing section and get into the college you desire! This indispensable study guide provides the focused practice necessary for test-taking success! [more info](#)



### ACT Flash Review

Improve Your Vocabulary and Score Higher on the ACT! [more info](#)



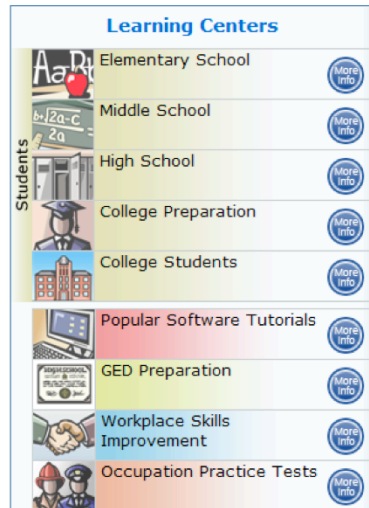
### ACT Word Games

eBooks are  
great  
resources  
for teachers.

90

## Learning Express for students

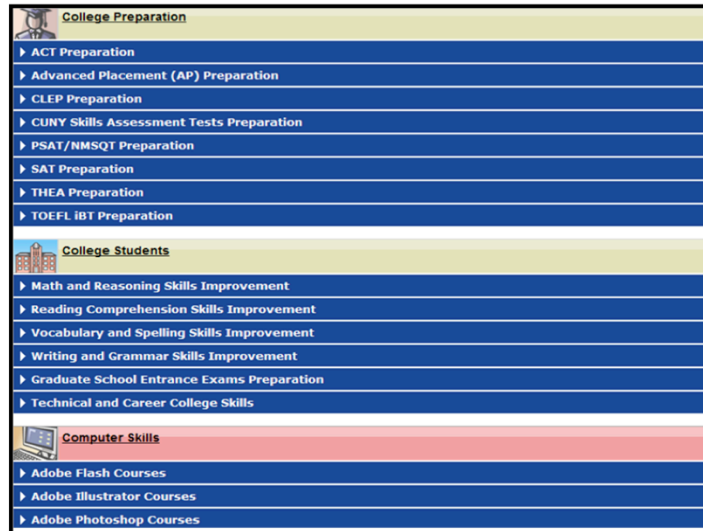
eBooks, online practice tests, and online courses help students with college and career readiness.



91



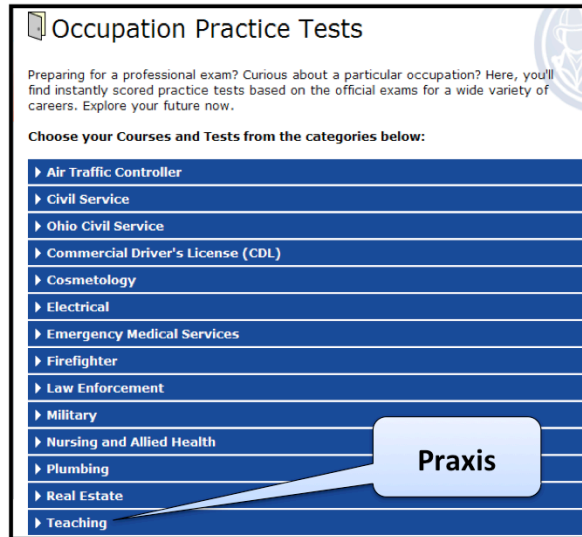
Browse the Learning Centers to see  
what is available.



92

College prep, computer skills

# Occupation practice tests



The screenshot shows a webpage titled "Occupation Practice Tests" with a small icon of a book and a graduation cap. Below the title is a paragraph: "Preparing for a professional exam? Curious about a particular occupation? Here, you'll find instantly scored practice tests based on the official exams for a wide variety of careers. Explore your future now." Below this is the instruction "Choose your Courses and Tests from the categories below:". A list of 15 categories is shown, each with a right-pointing arrow icon: Air Traffic Controller, Civil Service, Ohio Civil Service, Commercial Driver's License (CDL), Cosmetology, Electrical, Emergency Medical Services, Firefighter, Law Enforcement, Military, Nursing and Allied Health, Plumbing, Real Estate, and Teaching. A blue callout box with the word "Praxis" in white text points to the "Teaching" category.

**Occupation Practice Tests**

Preparing for a professional exam? Curious about a particular occupation? Here, you'll find instantly scored practice tests based on the official exams for a wide variety of careers. Explore your future now.

Choose your Courses and Tests from the categories below:

- ▶ Air Traffic Controller
- ▶ Civil Service
- ▶ Ohio Civil Service
- ▶ Commercial Driver's License (CDL)
- ▶ Cosmetology
- ▶ Electrical
- ▶ Emergency Medical Services
- ▶ Firefighter
- ▶ Law Enforcement
- ▶ Military
- ▶ Nursing and Allied Health
- ▶ Plumbing
- ▶ Real Estate
- ▶ Teaching

**Praxis**

93

This is the list of Occupation Practice Tests. When we look at the Job and Career Accelerator refer back to these Learning Centers. The two programs can work in partnership.

## Tool to help students explore and prepare for a career.

The screenshot shows the homepage of the Job & Career Accelerator website. The header features the logo "Job & Career Accelerator" with "From LearningExpress" underneath, all enclosed in a red rectangular box. To the right of the logo is a row of seven diverse people. Below the header is a green navigation bar with four tabs: "GET STARTED >", "EXPLORE OCCUPATIONS >", "FIND JOBS & MORE >", and "TOOLS TO GET HIRED". The main content area is divided into two columns. The left column contains two photographs: a woman wearing safety glasses and a hard hat, and a man in a hard hat and safety glasses working with tools. The right column is titled "FEATURED TOOLS:" and contains a welcome message: "Welcome to Job & Career Accelerator—your easy-to-use online resource for finding the job that's perfect for you!". Below the message is a list of six tools, each with an orange circular icon: "Search for a Job" (magnifying glass), "Write my Resume" (document with pencil), "Write my Cover letter" (envelope), "Learn a Computer Program" (laptop), "Fill Out a Job Application" (form with pencil), and "Explore Careers" (briefcase).

**Job & Career Accelerator**  
From LearningExpress

my Accelerator GET STARTED > EXPLORE OCCUPATIONS > FIND JOBS & MORE > TOOLS TO GET HIRED

**FEATURED TOOLS:**

Welcome to Job & Career Accelerator—your easy-to-use online resource for finding the job that's perfect for you!

- Search for a Job
- Write my Resume
- Write my Cover letter
- Learn a Computer Program
- Fill Out a Job Application
- Explore Careers

94

## Job & Career Accelerator enables users to:

- Explore suitable occupations from over 1,000 detailed occupation profiles .
- Find available jobs in their area from a database of over five million up-to-date job postings.
- Create professional targeted resumes.
- Master interviewing techniques.
- Improve work related skills.
- Prepare for occupation-related exams.
- Plan, tailor & track multiple job searches at the same time.
- Receive expert advice and tips each step of the way.

95

Read screen

# EBSCOhost—Academic Search Premier

The screenshot shows the INFOhio website interface. At the top, there's a navigation bar with 'EDUCATOR', 'LIBRARY STAFF', and 'PARENT' buttons. Below this, a message states: 'Authenticated for access by INFOhio. Have a school login? [Sign in here.](#)'

A message in the center reads: 'You have been authenticated to use INFOhio's Electronic Resources. Click on the desired EBSCO Information Services button below to select a set of resources.'

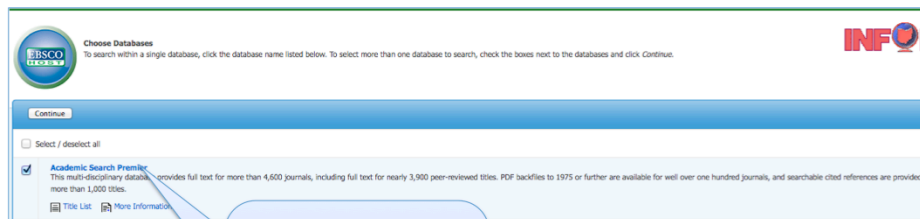
The interface displays several search options categorized by grade level and material type:

- Grades 3-5:** Kids Search, Kids Search (Grades 3-5), SearchSaurus (Grades 3-5).
- Grades 6-8:** Student Research Center, Middle Search (Grades 6-8).
- Grades 9-12:** Student Research Center, Secondary Search (Grades 9-12).
- Professional Search:** Professional Search (Teachers & Administrators).
- EBSCOhost Mobile Search:** EBSCOhost Mobile Interface.
- EBSCOhost Apps for Apple and Android mobile devices:** EBSCOhost Apps for Apple and Android mobile devices.
- EBSCO Images:** EBSCO Images.
- Biography Reference Bank:** Biography Reference Bank.

The 'All Database Search All EBSCO Databases' button is circled in red. At the bottom right, there's a note: 'Use the blue INFObutton for helpful resources.'

96

# Select Academic Search Premier



The screenshot shows a web interface for selecting databases. At the top left is the EBSCO logo. To its right, the text reads: "Choose Databases" and "To search within a single database, click the database name listed below. To select more than one database to search, check the boxes next to the databases and click Continue." In the top right corner is the INFO logo. Below the header is a blue bar with a "Continue" button. Underneath is a list of databases. The first database, "Academic Search Premier", is checked with a blue box. Below its name is a description: "This multi-disciplinary database provides full text for more than 4,600 journals, including full text for nearly 3,900 peer-reviewed titles. PDF backfiles to 1975 or further are available for well over one hundred journals, and searchable cited references are provided for more than 1,000 titles." At the bottom of the list are links for "Title List" and "More Information".

Choose Databases  
To search within a single database, click the database name listed below. To select more than one database to search, check the boxes next to the databases and click Continue.

Continue

☐ Select / deselect all

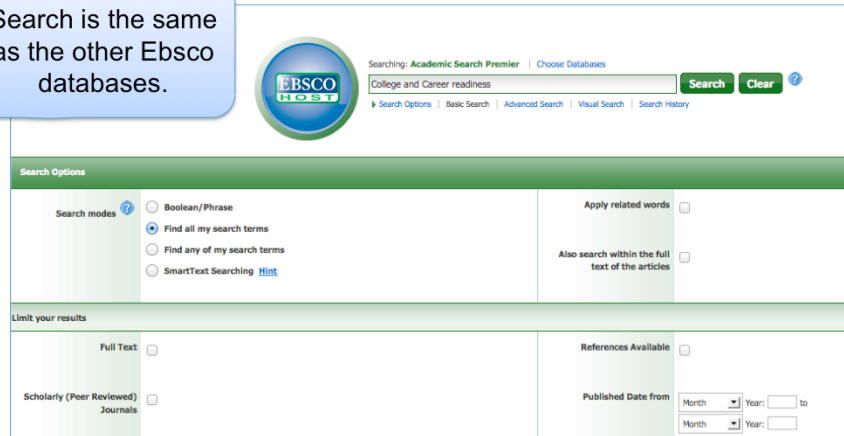
☒ **Academic Search Premier**  
This multi-disciplinary database provides full text for more than 4,600 journals, including full text for nearly 3,900 peer-reviewed titles. PDF backfiles to 1975 or further are available for well over one hundred journals, and searchable cited references are provided for more than 1,000 titles.

[Title List](#) [More Information](#)

Check  
Academic Search  
Premier and  
click Continue  
button

# Search

Search is the same as the other Ebsco databases.



The screenshot displays the Ebsco Academic Search Premier search interface. At the top, the Ebsco logo is on the left, and the text "Searching: Academic Search Premier | Choose Databases" is on the right. Below this, a search bar contains the text "College and Career readiness". To the right of the search bar are "Search" and "Clear" buttons, along with a help icon. Below the search bar, there are links for "Search Options", "Basic Search", "Advanced Search", "Visual Search", and "Search History".

The interface is divided into two main sections: "Search Options" and "Limit your results".

**Search Options**

Search modes	Apply related words
<input type="radio"/> Boolean/Phrase	<input type="checkbox"/>
<input checked="" type="radio"/> Find all my search terms	
<input type="radio"/> Find any of my search terms	<input type="checkbox"/>
<input type="radio"/> SmartText Searching <a href="#">Hint</a>	

**Limit your results**

Full Text	References Available
<input type="checkbox"/>	<input type="checkbox"/>
Scholarly (Peer Reviewed) Journals <input type="checkbox"/>	Published Date from
	Month: <input type="text"/> Year: <input type="text"/> to
	Month: <input type="text"/> Year: <input type="text"/>

# Discovery Portal

The screenshot shows the INFOhio Discovery Portal interface for High School students. The top navigation bar includes links for Elementary, Middle School, High School, and Children's & Young Adult Literature. A search bar is located on the right. The main content area is titled 'High School' and features a callout box that reads: 'Selecting the College and Career area gives you access to a variety of resources.' The page is organized into several sections: 'College & Careers' with links like 'Exploring Who You Are' and 'Choosing a Career'; 'College Applications' featuring an article 'First Impressions Count' and a list of links including 'More Than One Type of Interview' and 'The Interview: How Important Is It?'; 'Getting a Part-Time Job' with links for 'Working Through College' and 'Jobs & Internships'; 'Cool Links' with links like 'Beyond the Cafeteria' and 'College Grants & Funds'; 'Fun & Games' with links like 'High School Ace' and 'PBS NewsHour Extra'; and 'What's That?'.

INFOhio  
DISCOVERY PORTAL  
RESEARCH DISCOVER LEARN

## High School

Elementary Resources Middle School Resources High School Resources Children's & Young Adult Literature

Everything

Home High School College & Careers

**College & Careers**

- Exploring Who You Are
- Choosing a Career
- Preparing for College
- Exploring College Options
- Paying for College

**How Do I ...**

- Know What I'm Good At?
- Choose a Career?
- Learn About Current Trends?
- Get Financial Aid?
- Prepare for an Interview?
- Get an Internship?
- Know My College Options?
- Prepare for College?
- Pay for College?
- Get Info on the Military?

**Try This!**

**College Applications**

**First Impressions Count**  
It seems obvious, but it really is the case that your college application is a written representation of you. You need to make your application sound so good colleges will leap at having you join them. Learn how, here.

- More Than One Type of Interview
- The Interview: How Important Is It?
- The Common Application
- Sample Resumes

**Getting a Part-Time Job**

**Working Through College**

- Preparing for Interviews
- Start a Part-Time Business
- Federal Work-Study Program

**Jobs & Internships**

- Overseas Internships
- Student Jobs in the Government
- How to Find an Internship

**Cool Links**

- Beyond the Cafeteria**  
Learn how to plan your education, explore careers and find a job!
- College Grants & Funds**  
Do your research to see if there are college funds available to you.
- Travel Benefits for Students & Teachers**  
Learn how to get great travel discounts.

**Fun & Games**

- High School Ace**  
Are you traveling overseas? Try these language exercises.
- PBS NewsHour Extra**  
Follow the news with PBS, then respond in the Student Voices area.
- Stop Disasters**  
Be prepared for real life situations by playing this disaster game.

**What's That?**



# Follow INFOhio on Twitter, Facebook and Our Newsletter



Follow us on Twitter – just search for INFOhio or use <http://twitter.com/infohio> or Facebook at <http://facebook.com/infohio>

## Learn With INFOhio! Webinar Series

Want professional development  
delivered to your computer?



Don't miss this year's afterschool **Learn With INFOhio!** series of **FREE 45-minute webinars** for school librarians, classroom teachers, curriculum coordinators and technologists.

101

Are you up to speed on the Common Core and the Ohio revised standards and their increased emphasis on inquiry? Are you ready to integrate the powerful new INFOhio resources into your curriculum or library program? Are you looking for ways to ratchet-up assignments to incorporate more critical thinking, inquiry and collaboration? Want professional development delivered to your computer on these and other topics? Don't miss this year's afterschool **Learn With INFOhio!** series of free 45-minute webinars for school librarians, classroom teachers, curriculum coordinators, and technologists. No registration is required. Great opportunity to earn contact hours.

# ICoach Team will provide professional development for your staff.

INFOhio Home About INFOhio Site Search Site Map Suggestions ITC Docs Workflows Handbook K-5 6-8 9-12 Other Resources

**INFOhio**  
THE INFORMATION NETWORK FOR OHIO SCHOOLS

EDUCATOR LIBRARY STAFF PARENT

**EDUCATOR**

- Core Collection
  - Help Resources
  - Product Updates
  - Technical Support
- INFOhio ICoach Program
- INFOhio Toolkit
- Lesson Plans
- Online Catalogs
- Other Resources
- Training Opportunities

**ICoach: INFOhio's Certified Coach Program**

The INFOhio Certified Coach trains classroom teachers and other educators to integrate INFOhio into their classrooms. The INFOhio ICoach strategies through utilizing INFOhio resources. Each of Ohio's 16 regions.

If an ICoach can support your building/district's instructional development availability and applicable fees. See the [list of certified ICoaches](#) for a [Read the announcement](#) about the ICoach program.

[www.infohio.org/Educator/ICoach.html](http://www.infohio.org/Educator/ICoach.html)



102

- Create highly-qualified professional development opportunities
- Specifically target classroom teachers, school librarians, administrators, technology and curriculum coordinators, and college-level personnel
- Use INFOhio's website and the Learning Commons as effective delivery methods for directed teacher training

For more information about scheduling ICoach help for your school or district, visit [ICoach: INFOhio's Certified Coach Program](http://www.infohio.org/Educator/ICoach.html)  
<http://www.infohio.org/Educator/ICoach.html>



**Never hesitate to say “I don’ t know” but please pass along items to us you may be unsure of and we will get answers/comments to you asap.**